

Project: _____
 Type: _____
 Model: _____

DL 2HD RG

2 INCH LED ROUND GIMBAL MODULE-TRIM

DESCRIPTION

The Luminoso LED trims are designed for use with Luminoso 2" Dedicated housings. The 2" LED trim is the perfect solution low to medium height ceilings in residential and light commercial applications. Its small aperture makes it ideal for strategic placement where space is limited and energy savings is important.

ELECTRICAL

Current : 350mA

LED ENGINE

CCT: 2700K, 3000K, 4000K, 5000K (90 CRI).

Wattage: 9W

Optics: 36°

FEATURES

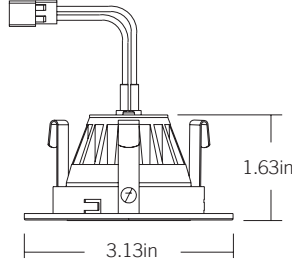
25° tilt, rotates 355°

LED Life: 50,000 Hours

Operating Temperature: -20°F to 113°F

Warranty: 5 year limited warranty

Damp Rated



Watts	CRI	CCT	Lumens	Input Voltage	Frequency
9W	90	2700K	645	120-277V	50/60Hz
		3000K	678		
		4000K	703		
		5000K	750		

Compatible Housings (Order Separately)	Rating	Model	Installation	Input	Dimming
	IC-Rated	DLH 2TD N 23 Y ICAH	New Construction	Y = 120-277V	0-10V
		DLH 2TD N 23 Z ICAH		Z = 120V	TRIAC / CL
	NON-IC	DLH 2TD N 23 Y A	New Construction	Y = 120-277V	0-10V
	IC-Rated	DLH 2TD N 23 Y ICA	New Construction	Y = 120-277V	0-10V
	NON-IC	DLH 2TD R 23 Y	Remodel	Y = 120-277V	0-10V
		DLH 2TD R 23 Z		Z = 120V	TRIAC / CL

Example: DL-2HD-RG-23-9-27K-Y-W



Series	Trim	Mount	Watts	CCT	Voltage	Finish
DL 2HD	RG Round Gimbal	23 Quick Connect	9 9 Watts	27K	Y 120--277V	W White
				2700K		
				30K		
				3000K		
				40K		
				4000K		
				50K		
5000K	BK** Black					
	BZ** Bronze					

Enter configuration: _____

** Special Order/ 6 - 8 weeks

Dimensions and values shown are nominal. LuminosoLED continually works to improve products and reserves the right to make changes which may alter the performance or appearance of products.

DL 2HD RG

2 INCH LED ROUND GIMBAL MODULE-TRIM

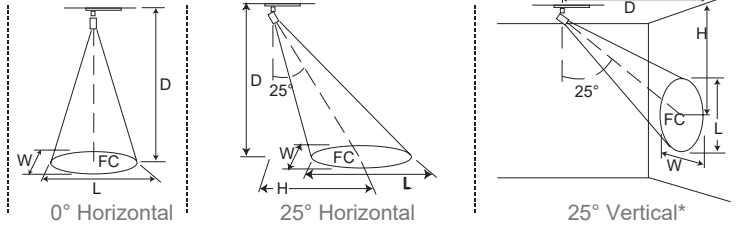


PHOTOMETRY / 3000K

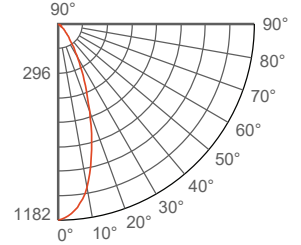
APPLICATION DATA:

H = Height (Ceiling to ground or wall)
 W = Beam Width
 L = Beam Length
 D = Distance
 FC = Foot Candles

*Fixture calculated at aiming point (90°) to horizontal surface.



CANDELA TABULATION



DL 2HD RG

System Power	:8.7 W
Test Date	:3/2016
Beam Angle 50%	:39.9°
Field Angle 10%	:76.0°
Color Temperature	3,000K
CRI	:90.0
R9 Value	:73.0
Lumens Delivered	:700 Lm
CBCP	:1,182cd
Power Factor	:0.89

H	FC	W/L	D	H	FC	W	L	D	H	FC	W	L
8.0'	18	5.8'	8.0'	3.7'	14	5.8'	7.3'	3.0'	6.4'	10	2.2'	30.9'
12.0'	8	8.7'	12.0'	5.6'	6	8.7'	10.9'	4.0'	8.6'	6	2.9'	41.3'
16.0'	5	11.6'	16.0'	7.5'	3	11.6'	14.6'	5.0'	10.7'	4	3.6'	51.6'
20.0'	3	14.5'	20.0'	9.3'	2	14.5'	18.2'	6.0'	12.9'	2	4.4'	61.9'