


DESCRIPTION

The MWR and MWS Select Series combines the look of a traditional bollard with industry defining selectable features. This energy saving HID alternative enables you to select both wattage and correlated color temperature all while delivering bright, uniform light. Heavy-cast aluminum housing designed with modern aesthetics. The architectural luminaire provides brilliant illumination to walkways and other outdoor spaces, improving the visibility, safety, and overall look of any outdoor area.

FEATURES

- Wattage Selectable: 20W, 30W
- CCT Selectable: 3000K / 4000K / 5000K
- Heavy cast aluminum housing / IP65
- SMD3030
- IP66 UL listed Driver
- Beam angle 360°
- CRI≥70
- Lifespan 50,000 Hours
- 120-277V
- Operating Temperature: -31°F to 122°F

Project:	Date
Type:	
Model:	



ORDER INFORMATION

EXAMPLE: MWR-H-WS-CS-5M-Y-BK + MWR-B-36IN-BK



Series	Luminaire	Wattage	CCT	Beam Angle	Voltage	Finish
MWR Round Bollard	H Luminaire	WS Wattage Selectable (20W / 30W)	CS Color Temperature Selectable (3000K / 4000K / 5000K)	5M Type V	Y Y = 120-277 Volts	BK Black WH White SV Silver BZ Bronze
MWS Square Bollard						

+

Base	Size	Finish
MWR-B Round Base	18 18in	BK Black
MWS-B Square Basev	24 24in	WH White
	36 36in	SV Silver
	42 42in	BZ Bronze

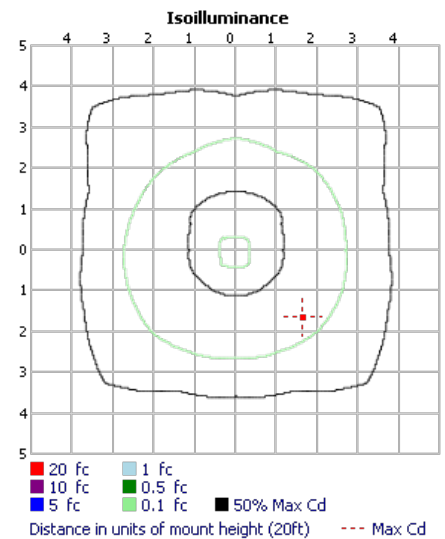
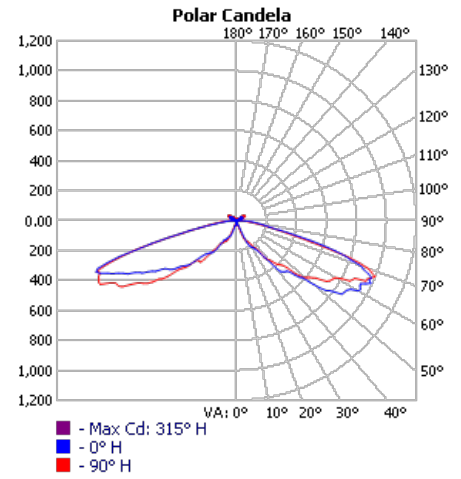
Enter configuration: _____

Dimensions and values shown are nominal. LuminosoLED continually works to improve products and reserves the right to make changes which may alter the performance or appearance of products.

PERFORMANCE DATA

General Performance	Item	Power	20W	30W
		Lumens	2000lm	3000lm
		Efficiency	100lm/w	100lm/w
		IK-Rating	IK10	
		CCT Selectable	3000K / 4000K / 5000K	
		CRI	>70	
		IP-Rating	IP65	
Electrical	Input Voltage	120-277V		
	Dimming	0-10V		
	Power Factor	>.90		
	Operating Temp	-31°F to 122°F		
	Housing	Die-cast aluminum body, Polycarbonate reflector		

PHOTOMETRIC DATA



DIMENSIONS

