



The LuminosoLED Direct and Indirect Linear is a cutting-edge commercial pendant lighting fixture designed for exceptional performance and modern aesthetics. When turned off, its nearly transparent design blends seamlessly into any space. When illuminated, it delivers outstanding uniformity and efficiency, with a balanced 55% downlight and 45% uplight distribution, creating the stunning illusion of light floating in mid-air.

Featuring an optional CCT adjustable function, it allows for easy customization of color temperatures (3000K, 3500K, and 4000K) to suit any environment. Its highly engineered, tool-free assembly system ensures effortless installation, making it ideal for conference rooms, open offices, retail spaces, or any setting where bold, innovative lighting is desired.


Feature

- UL Listed and DLC Qualified with Damp Rating for versatile applications.
- Available in 4' and 8' lengths to fit various design needs.
- Features transparent optics for a sleek and modern look.
- Provides 55% downlight and 45% uplight distribution for balanced illumination.
- Includes an internal, replaceable driver for ease of maintenance.
- CCT adjustable with options for 3000K, 3500K, and 4000K to suit different lighting preferences.
- Supports continuous runs for seamless, uninterrupted lighting installations.

Performance

Dimensions	Wattage	CCT Selectable	Lumens @4000K
UDFP-4 4FT Architectural Pendant Panel 4FT x 8IN	40W 40 Watts	CCTS Color Temperature Selectable (3000K / 3500K / 4000K)	4,800lm
UDFP-8 8FT Architectural Pendant Panel 8FT x 8IN	80W 80 Watts		9,600lm

*Above apply to 3000K, 80+ CRI values only. Check the IES file to gain the other accurate data.



UDFP Series (Selectable CCT)

Project: _____
 Type: _____
 Model: _____

Ordering Chart

Example: UDFP-4-40W-Y-CCTS-80-WH

Series	Size	Wattage	Voltage	CCT Selectable	Emergency Battery Backup	CRI Options	Finish
UDFP Architectural Pendant	4 4ft length	40W 40 Watts	Y 120-277V	CCTS Color Temperature Selectable (3000K / 3500K / 4000K)	(Blank) w/o Battery Backup	80 80+ CRI (Standard)	WH White
	8 8ft length	80W 80 Watts			EB Emergency Battery Backup (90 minutes of illumination when AC power is removed)	90** 90+ CRI (Optional)	BK** Black

Mounting Options

Ceiling Type	Canopy	Power Cord & Power Cable
CM Ceiling Mount to J-box	CPW 1.6" Round White 4.5" Round White (designed for power cable)	PA05W 4ft white power cord + 5ft aircraft cable
DFC Drop Flat Ceiling clips for 9/16" & 15/16"	SPW 1.6" Square White 4.5" Square White (designed for power cable)	PA12W 12ft white power cord + 12ft aircraft cable
SC1 Drop Ceiling clips for 9/16" slot ceiling	CPB 1.6" Round Black 4.5" Round Black (designed for power cable)	PA05B 4ft black power cord + 5ft aircraft cable
SC2 Drop Ceiling clips for 15/16" slot ceiling	SPB 1.6" Square Black 4.5" Square Black (designed for power cable)	PA12B 12ft black power cord + 12ft aircraft cable

Battery Backup Options

Emergency Battery Backup



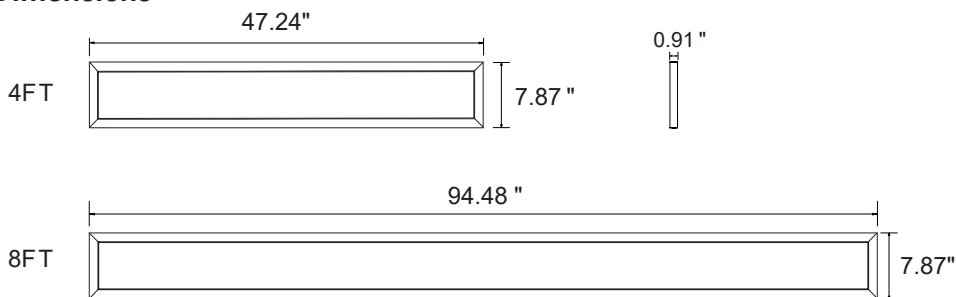
Emergency Lumen Output:

Fixture Efficacy	Output Power 8w
80 lm/w	640 Lumens

** Additional cost and/or lead time on customized fixtures may apply. Some fixtures require an MOQ. Please contact your sales rep for more information.

Dimensions and values shown are nominal. LuminosoLED continually works to improve products and reserves the right to make changes which may alter the performance or appearance of products.

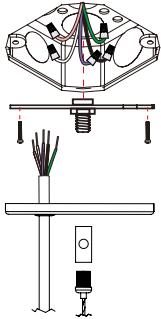
Dimensions



UDFP Series (Selectable CCT)

Mounting

Ceiling Mount to J-box



Pendant Accessories For Ceiling For 4'

Canopy Kits



Mounting Kits



4FT Standard (12FT Available)

5FT Standard (12FT Available)



Junction Plate

Pendant Accessories For Dry Ceiling For 8'

Canopy Kits



Mounting Kits



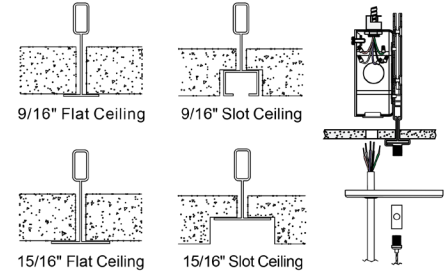

4FT Standard (12FT Available)

5FT Standard (12FT Available)



Junction Plate

Drop Ceiling / T-grid




Pendant Accessories For Drop Ceiling / T-grid For 4'

Canopy Kits



Mounting Kits



4FT Standard (12FT Available)

5FT Standard (12FT Available)

Junction Plate

Junction Box



T-grid Clips



For 9/16" and 15/16" Flat Ceiling (2 Clips/Set)

For 9/16" Slot Ceiling (2 Clips/Set)


For 15/16" Slot Ceiling (2 Clips/Set)

Pendant Accessories For Drop Ceiling For 8'

Canopy Kits



Mounting Kits



4FT Standard (12FT Available)

5FT Standard (12FT Available)

Junction Plate

Junction Box



T-grid Clips




For 9/16" and 15/16" Flat Ceiling (2 Clips/Set)


For 9/16" Slot Ceiling (2 Clips/Set)

For 15/16" Slot Ceiling (2 Clips/Set)

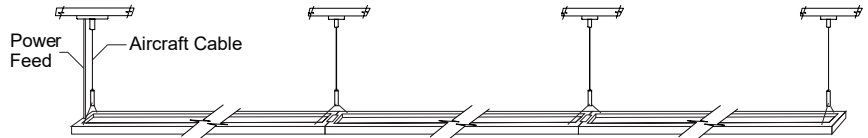
UDFP Series (Selectable CCT)



Individual



Continuous Run



The maximum connection of each input line is up to 40FT in 120AC , 100FT in 277AC .

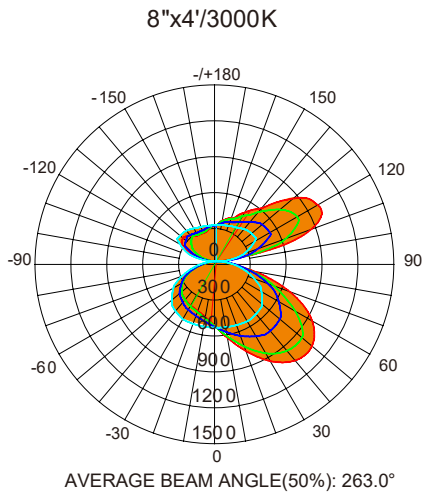
Standard Line Runs (120V) / Structure

Luminaire Run Length (ft)	Run Configuration	5' Power Cable	5' Aircraft Cable	Canopy
4	4'	1	2	2
8	8'	1	3	3
16	8'+8'	1	5	5
20	8'+8'+4'	1	6	6
24	8'+8'+8'	1	7	7
28	8'+8'+8'+4'	1	8	8
32	8'+8'+8'+8'	1	9	9

STRUCTURE	
Optics	The high-precision PMMA light guide ensures controlled light distribution with 45% uplight and 55% downlight.
Finish	Extruded aluminum housing. Powder coat black or white.
Driver Dimming THD Power Factor Input Voltage	External, class 2, high efficiency LED driver. Standard constant current electronic driver with 1-10V dimming, dim to 1%. <20% >0.9 120-277V Standard.
Tested Dimmers	LEVITON DD710, LUTRON NTSTV-DV, LEGRAND RH4FBL3PTC, LUTRON DVSTV, LEVITON IP710.

Distribution Diagram (3000K)

UDFP Series (Selectable CCT)



Lumens: 4618.08 Lm
 Watts: 40W
 LPW: 121.18 Lm/W
 CCT: 3000K

UNIT: cd
 — C0/180, 151.6°
 — C30/210, 180.2°
 — C60/240, 360.0°
 — C90/270, 360.0°

Zonal Flux Diagram

Y	C0	C45	C90	C135	C180
5	605.5	590.4	555.7	525.5	513.5
10	667.7	631.2	557.2	502.3	482.7
15	738.7	675.9	558.8	483.6	460.1
20	816.4	723.2	560.9	469.0	444.8
25	895.5	767.4	562.9	458.4	434.6
30	969.2	807.0	565.0	449.8	427.4
35	1029	838.6	555.6	442.1	420.7
40	1068	858.3	546.1	432.2	412.2
45	1080	848.0	536.7	407.6	400.1
50	1058	821.9	500.2	374.0	383.0
55	998.1	775.5	463.7	332.2	357.8
60	902.1	670.1	427.2	285.2	325.4
65	756.3	547.0	356.5	237.9	279.6
70	563.9	413.1	285.8	187.5	219.7
75	343.7	270.4	215.1	132.7	146.5
80	116.9	138.8	144.0	81.32	54.69
85	2.771	69.37	72.99	41.71	17.09
90	1.200	2.362	1.952	3.282	1.179
95	1.739	55.62	20.43	30.93	9.619
100	264.0	244.5	158.3	97.05	56.23
105	658.9	376.4	236.4	170.5	186.1
110	876.9	500.0	286.2	246.4	258.9
115	972.9	578.6	336.0	301.5	313.2
120	964.2	599.1	385.8	327.6	332.1
125	921.2	599.8	380.0	340.2	342.0
130	815.7	567.5	374.2	329.4	328.9
135	694.5	512.4	368.4	311.9	303.7
140	580.0	470.1	355.2	292.1	277.5
145	526.4	444.4	342.0	287.8	268.6
150	472.9	411.5	328.8	284.1	265.1
155	426.0	389.2	323.1	280.8	264.2
160	382.7	368.5	317.5	284.3	261.7
165	372.3	352.0	311.8	289.9	274.7
170	351.0	340.3	309.9	297.5	287.7
175	327.4	319.2	308.0	304.8	299.0
180	306.1	306.1	306.1	306.1	302.0
DEG	LUMINOUS INTENSITY:cd				

Zonal Lumens

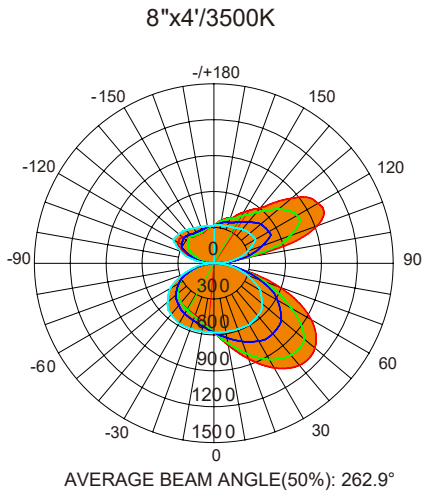
Y	φ total
0-5	13.29
5-10	53.50
10-15	121.4
15-20	218.2
20-25	344.8
25-30	501.9
30-35	688.6
35-40	901.8
40-45	1137
45-50	1387
50-55	1639
55-60	1882
60-65	2104
65-70	2289
70-75	2428
75-80	2518
80-85	2563
85-90	2577
90-95	2593
95-100	2650
100-105	2770
105-110	2942
110-115	3147
115-120	3368
120-125	3586
125-130	3787
130-135	3963
135-140	4113
140-145	4239
145-150	4344
150-155	4429
155-160	4498
160-165	4551
165-170	4588
170-175	4611
175-180	4618
	UNIT: lm

Luminance cd/(m2)

G(DEG)	C0/180	C90/270
85	132	3489
80	2804	3456
75	5533	3462
70	6870	3481
65	7457	3514
60	7517	3560
55	7251	3368
50	6858	3242
45	6362	3163

Distribution Diagram (3500K)

UDFP Series (Selectable CCT)



Lumens: 4810.9 Lm
 Watts: 40 W
 LPW: 130.23 Lm/W
 CCT: 3500K

UNIT: cd
 — C0/180, 151.7°
 — C30/210, 179.7°
 — C60/240, 360.0°
 — C90/270, 360.0°

Zonal Flux Diagram

Y	C0	C45	C90	C135	C180
5	631.9	616.1	580.3	548.6	536.0
10	696.6	659.0	582.0	524.4	503.6
15	770.6	705.7	583.8	504.9	480.3
20	851.6	755.2	586.2	489.8	464.0
25	933.7	801.4	588.5	478.7	453.2
30	1010	842.7	590.9	469.7	445.8
35	1072	875.8	580.8	461.3	438.6
40	1113	896.2	570.8	450.5	429.8
45	1125	885.0	560.7	424.5	417.1
50	1102	857.4	500.2	374.0	383.0
55	1039	808.4	484.7	346.5	373.1
60	936.0	697.9	446.7	297.9	339.1
65	783.1	568.3	372.7	248.8	292.0
70	583.7	427.7	298.7	196.0	228.8
75	352.1	278.5	224.7	138.6	152.4
80	119.9	140.8	150.5	85.01	56.68
85	2.893	70.26	76.27	43.72	16.98
90	1.218	2.470	2.040	3.655	1.261
95	1.805	128.2	83.78	51.46	1.851
100	276.1	256.1	165.5	101.7	56.96
105	685.0	393.7	247.2	179.3	190.5
110	916.6	522.3	299.1	258.8	267.3
115	1014	603.9	351.0	314.9	323.5
120	1005	625.2	402.9	342.4	343.3
125	960.6	625.8	396.7	355.3	354.8
130	847.6	591.9	390.6	344.0	341.9
135	721.1	534.5	384.4	325.9	316.6
140	603.7	490.5	370.6	305.5	289.4
145	548.9	463.3	356.8	300.5	279.7
150	492.7	429.2	343.0	296.5	276.5
155	442.7	406.0	337.1	292.9	275.9
160	398.8	384.2	331.3	296.6	272.8
165	388.4	367.1	325.4	302.4	285.8
170	366.1	354.8	323.4	310.4	299.4
175	341.1	332.9	321.4	318.1	311.1
180	319.4	319.4	319.4	319.4	314.4
DEG	LUMINOUS INTENSITY:cd				

Zonal Lumens

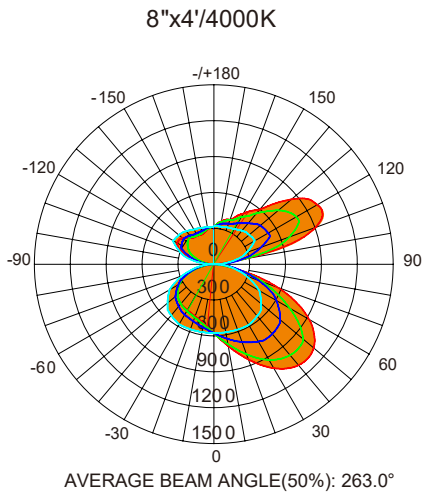
Y	φ total
0-5	13.87
5-10	55.83
10-15	126.7
15-20	227.7
20-25	359.8
25-30	523.6
30-35	718.3
35-40	940.6
40-45	1186
45-50	1446
50-55	1709
55-60	1963
60-65	2193
65-70	2385
70-75	2530
75-80	2623
80-85	2670
85-90	2684
90-95	2701
95-100	2760
100-105	2886
105-110	3064
110-115	3278
115-120	3509
120-125	3736
125-130	3945
130-135	4129
135-140	4285
140-145	4416
145-150	4525
150-155	4614
155-160	4686
160-165	4741
165-170	4780
170-175	4803
175-180	4811
	UNIT: lm

Luminance cd/(m2)

G(DEG)	C0/180	C90/270
85	138	3646
80	2877	3611
75	5668	3618
70	7111	3639
65	7721	3675
60	7800	3722
55	7551	3521
50	7143	3388
45	6627	3304

Distribution Diagram (4000K)

UDFP Series (Selectable CCT)



Lumens: 4769.73 Lm
 Watts: 40 W
 LPW: 125.05 Lm/W
 CCT: 4000K

UNIT: cd
 - C0/180, 152.2°
 - C30/210, 179.6°
 - C60/240, 360.0°
 - C90/270, 360.0°

Zonal Flux Diagram

Y	C0	C45	C90	C135	C180
5	627.5	612.0	576.4	544.9	532.3
10	691.8	654.6	578.2	521.0	500.1
15	765.0	701.1	580.1	501.6	476.9
20	845.2	750.3	582.5	486.7	460.7
25	926.7	796.2	585.0	475.3	450.0
30	1002	837.3	587.5	465.7	442.5
35	1063	870.3	577.6	456.7	435.4
40	1104	890.6	567.7	445.5	426.6
45	1115	879.4	557.8	420.0	414.1
50	1093	852.1	520.0	385.4	396.2
55	1029	803.3	482.2	342.8	370.3
60	925.6	692.3	444.4	295.9	336.2
65	773.9	562.3	370.9	247.2	289.6
70	576.5	421.9	297.3	194.7	227.3
75	351.1	273.8	223.8	137.9	151.6
80	121.6	137.2	149.9	84.87	56.50
85	3.002	68.55	76.00	43.77	16.89
90	1.246	2.661	2.088	3.893	1.280
95	2.216	127.8	83.31	53.39	1.936
100	272.1	255.0	164.5	105.1	55.83
105	679.1	391.9	245.8	176.1	190.5
110	910.0	519.6	297.4	249.3	265.8
115	1007	600.8	349.1	304.9	322.6
120	999.2	622.0	400.7	334.1	349.8
125	954.7	622.6	394.6	349.8	353.2
130	842.5	588.9	388.5	340.2	340.4
135	716.6	531.8	382.5	323.7	315.8
140	600.2	488.1	368.7	303.5	287.9
145	545.6	461.0	354.9	299.0	278.1
150	489.6	426.9	341.2	294.9	274.5
155	439.8	403.6	335.3	291.3	272.9
160	396.5	382.0	329.5	294.8	269.2
165	386.1	365.1	323.6	300.7	282.1
170	364.0	352.8	321.7	308.6	296.2
175	339.4	331.1	319.7	316.3	309.1
180	317.8	317.8	317.8	317.8	312.9
DEG	LUMINOUS INTENSITY:cd				

Zonal Lumens

Y	φ total
0-5	13.78
5-10	55.45
10-15	125.8
15-20	226.1
20-25	357.2
25-30	519.8
30-35	713.0
35-40	933.6
40-45	1177
45-50	1435
50-55	1696
55-60	1947
60-65	2175
65-70	2366
70-75	2509
75-80	2601
80-85	2647
85-90	2662
90-95	2678
95-100	2737
100-105	2861
105-110	3037
110-115	3249
115-120	3477
120-125	3702
125-130	3910
130-135	4092
135-140	4247
140-145	4378
145-150	4486
150-155	4574
155-160	4645
160-165	4700
165-170	4739
170-175	4762
175-180	4770
	UNIT: lm

Luminance cd/(m2)

G(DEG)	C0/180	C90/270
85	144	3634
80	2917	3597
75	5652	3604
70	7023	3622
65	7630	3656
60	7713	3703
55	7476	3503
50	7083	3371
45	6571	3287