

DESCRIPTION

The LPT offers flexible mounting and control options to fit a wide range of applications. Featuring wattage and CCT selectable technology, it provides customizable performance to meet diverse lighting needs. Its separated power supply and LED source design ensures long service life and simplified maintenance. Constructed from durable die-cast aluminum, the LPT resists rust and withstands high-temperature environments. Perfect for historic districts, museums, plazas, shopping centers, gardens, pathways, parks, multifamily communities, and other outdoor spaces, the LPT delivers both reliability and versatility.

FEATURES

- Die-cast aluminum housing featuring integrated heat sink design for efficient thermal management.
- Anti-static powder coat.
- Lens: Frosted glass
- Voltage: 120-277VAC / 277-480VAC
- 0-10V, dimming to 10%.
- Wattage selectable: 120W/100W/80W/60W/40W and 60W/50W/40W/30W/20W.
- CCTS: 3000K / 4000K / 5000K
- Optics: Type 5M and 3M
- 130Lm/W
- Operating Temp: -40°F to 122°F
- UL listed for IP65 Rated



Project:	Date
Type:	
Model:	

ORDER INFORMATION

EXAMPLE: LPT-WS60-Y-CCTS-T5-BK



Series	Wattage Selectable	Voltage	CCT Selectable	Optics	Finish	Photocell	Motion Sensor
LPT LED Post Top	WS60 (60W/50W/40W/30W/20W)	Y 120-277V	CCTS 3000K / 4000K / 5000K (Color Temp. Selectable)	T5 5M	BK Black	Blank Blank = None	Blank Blank = None
	WS120 (120W/100W/80W/60W/40W)	HV 277-480V		T3 3M		PC Photocell	MS Motion Sensor
							PIR Infrared Sensor

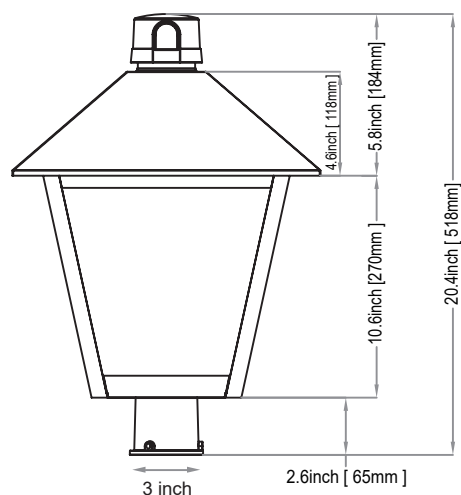
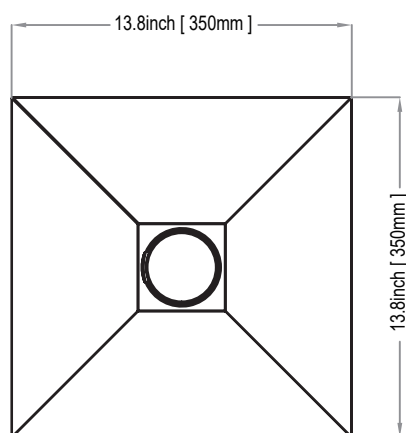
Enter configuration:

Dimensions and values shown are nominal. LuminosoLED continually works to improve products and reserves the right to make changes which may alter the performance or appearance of products.

PERFORMANCE DATA (Wattage & CCT Selectable)

Series	LPT-60W	LPT-120W
Wattage Selectable	60W / 50W / 40W / 30W / 20W	120W / 100W / 80W / 60W / 40W
CCT Selectable	3000K / 4000K / 5000K	
Lumens	7,800 / 6,500 / 5,200 / 3,900 / 2,600	15,600 / 13,000 / 10,400 / 7,800 / 5,200
Efficacy (LPW)	130Lm/W	130Lm/W
IP Rating	IP65 Rated	
CRI	Ra >80	
Input Voltage	AC120-277V, 277-480V	
Certifications	UL listed	
Operating Temp.	-40°F to 122°F	
PF	>0.95	
Dimming	0-10V (10% to 100%)	

DIMENSIONS



ACCESSORIES



Infrared Sensor



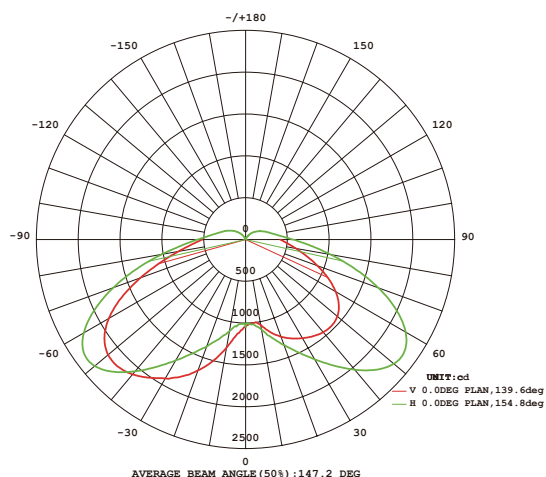
Microwave Sensor



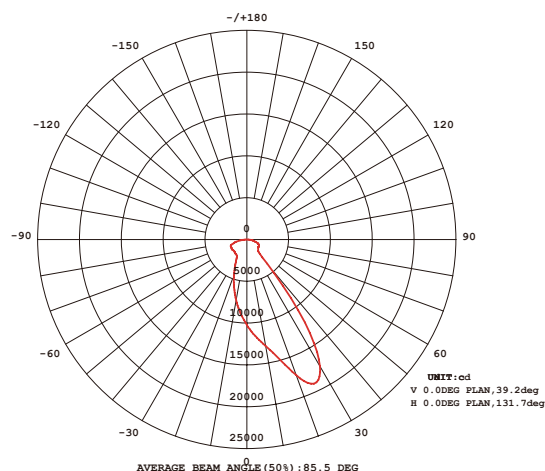
Photocell

PHOTOMETRICS DATA

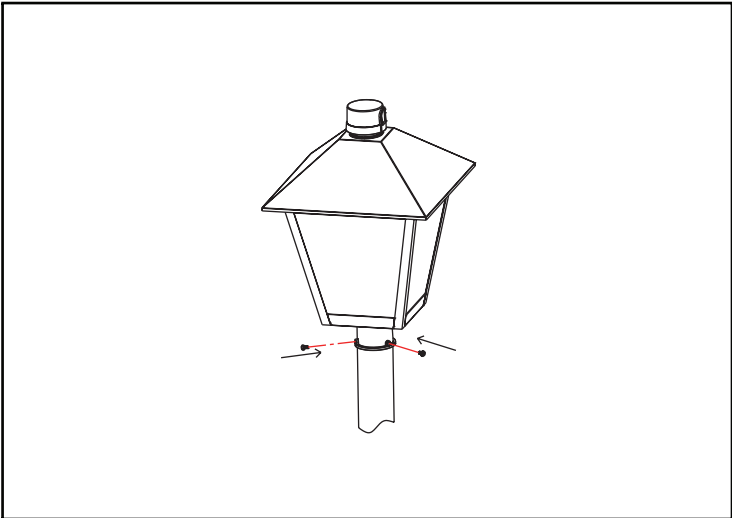
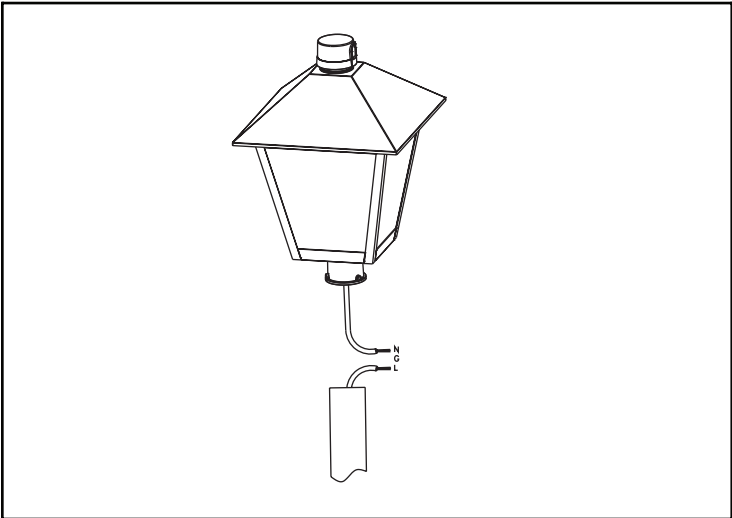
Type V (Normal)



Type III (Optional)



Installation Instructions



Gross & Net Weight	LPT-60W / LPT-120W
GW / NW	17.2 Lbs / 14.22 Lbs