





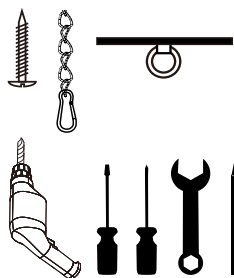
Safety Notice:

- ① Electrical installation should be done by registered electrician.
- ② Disconnect the luminaire from supply and until luminaire is cooled down, before replacement of the driver.
- ③ Never touch the lamp while luminaire is switched on.
- ④ In any case of malfunction disconnect luminaire from supply immediately, don't try to repair the luminaire yourself, repair should only be done by registered electrician or official service agent.

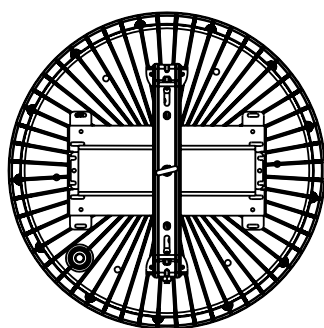
INCLUDE




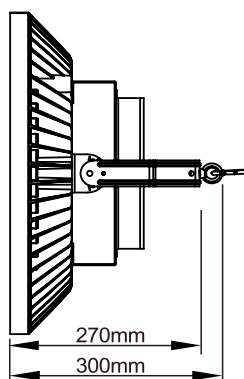
NOT INCLUDE




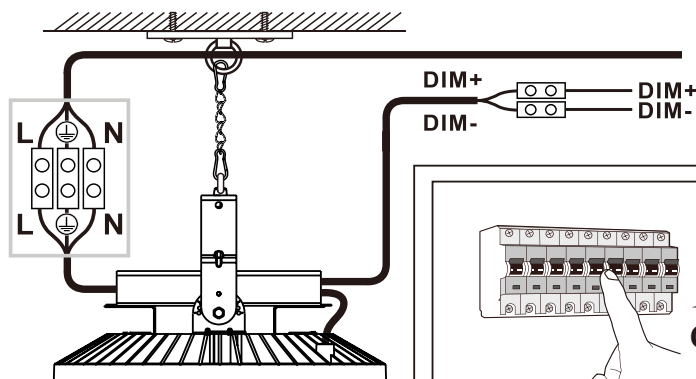
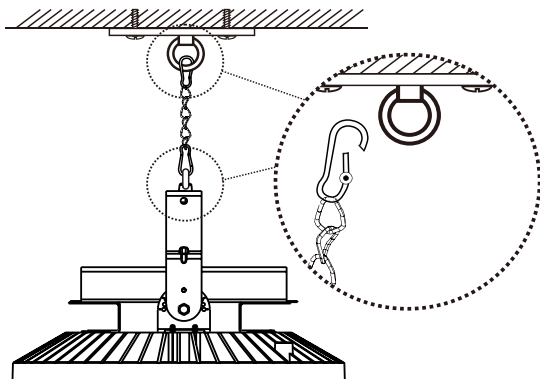

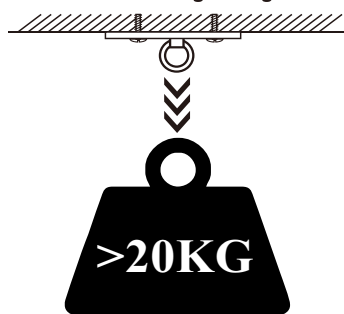
Turn off the switch



Ø 330mm
Ø 430mm



Must Bearing > 20 kg



Turn on the switch