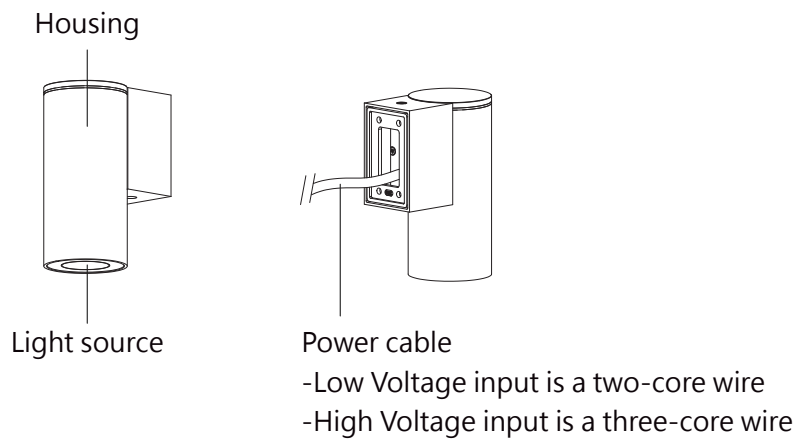


RWE 45W

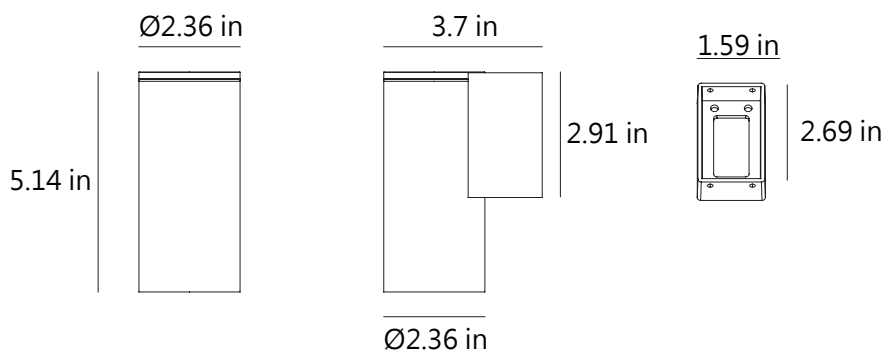
SURFACE MOUNTING WALL LIGHT



1.Exterior details



2.External dimension(mm)



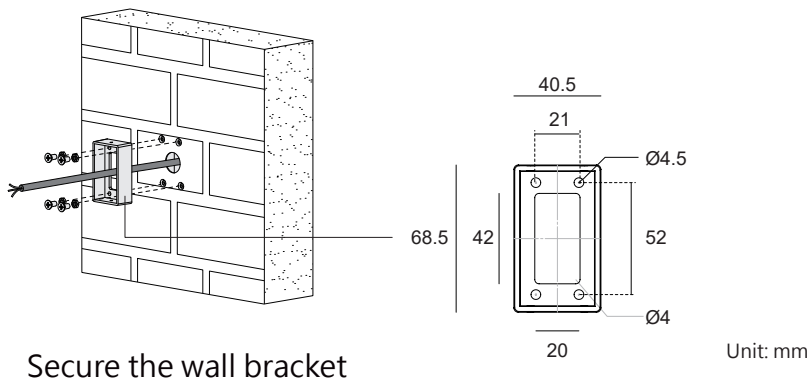
3.Specifications

3.1 Material specifications:

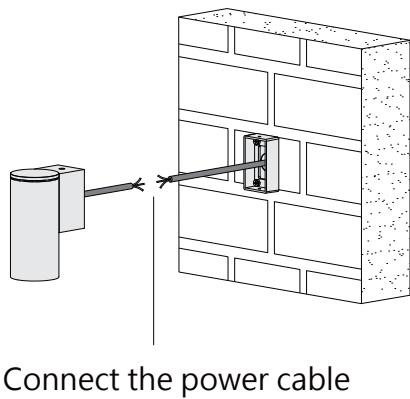
Housing Material:	Extruded aluminum alloy #6063
Painting:	Powder coating, T= 60-80 µm. Adhesion of ISO class 1/ASTM class 4B
Reflector:	OPTICS reflector. efficiency≥85%
Operating Temperature:	-20°C~40°C
Power Cable:	120V: SJOW 3×1.0mm ² , L=0.3m

4.Installation steps

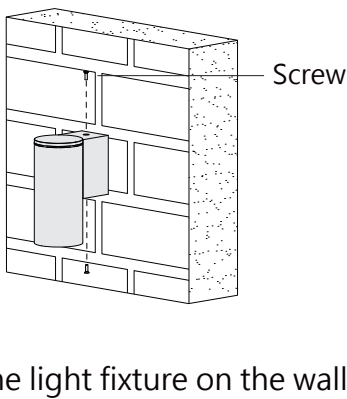
Step 1



Step 2



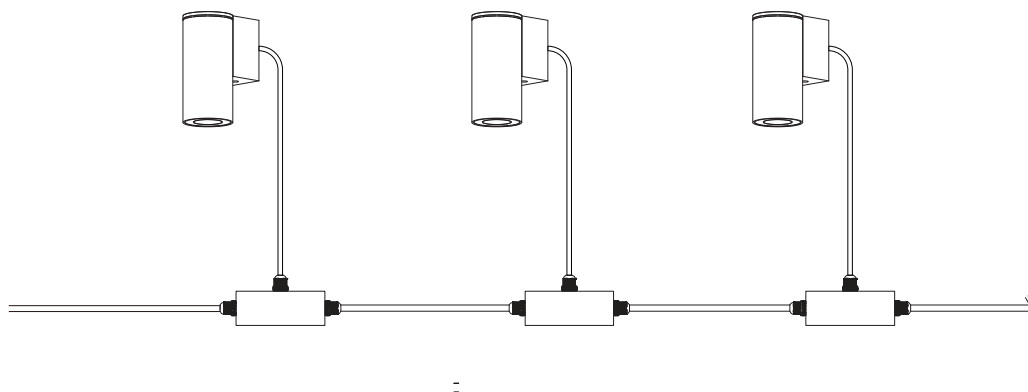
Step 3



5.Wiring diagram

High voltage on/off fitting:refer to the following recommended wiring method

Example of wiring:



Luminoso LED Inc.

TEL: (305) 364-8099

Email: info@luminosoled.com

Website: www.luminosoled.com

9800 NW 78th Ave,
Hialeah Gardens, FL 33016

