

DESCRIPTION

The Bollard Light features field-selectable CCT and wattage, allowing for customizable illumination to suit a variety of applications while maintaining optimal energy efficiency. Designed to enhance pedestrian visibility, it provides versatile lighting for different environments. Built with a durable powder-coated aluminum housing and UV-resistant polycarbonate lens, it delivers long-lasting performance with minimal maintenance. Ideal for walkways, boardwalks, and piers.

| | |
|----------|------|
| Project: | Date |
| Type: | |
| Model: | |

SPECIFICATIONS

Construction:

- Constructed from rugged die-cast aluminum, the Bollard light incorporates advanced heat sinking and flow-through venting for optimal thermal performance.

Optics:

- Selectable CCT: 3000K, 4000K and 5000K.
- Optional Type III and Type V distributions
- Optics available with louver, glare shield, or diffused lens for enhanced vertical illumination

Electrical:

- Standard with 0-10V dimming driver(s) from 1% to 100%.
- 120-277VAC / 50/60Hz.
- THD: ≤20%
- Power Factor: ≥90%

Controls:

- Optional Photocell

Ambient Temperature:

- Ambient operating temperature -40°F to 113°F.

Installation:

- Supplied with three (3) anchor bolts for concrete installation.

Lifespan:

- Estimated 50,000-hour LED lifespan based on IES LM-80 results and TM-21 calculations



ORDER INFORMATION

EXAMPLE: YRB-R-WS24-Y-CCTS-5M-EB-BK



| Series | Top Cap | Wattage | Voltage | CCT Selectable | Optics | Lens Options | Base Size | Photocell | Emergency Battery Back-up | Finish |
|--------------------|----------------|---------------------------|---------------|---------------------------------|-------------------|---------------------------------|---|---------------------------------------|---------------------------|--------------|
| YRB LED Bollard | R Round Top | WS24 (24W / 15W / 12W) | Y 120-277V | CCTS (3000K / 4000K / 5000K) | 3M | Blank Standard Clear lens | Blank Standard 42inch overall height. | Blank No photocell | Blank No EB | BK Black |
| | 5M | | | | BS 180° Shield | CHXX Custom Height* | PC with photocell | EB Emergency Battery Back-up | WH White | |
| | F Flat Top | | | | | LOV Louver | | | | BZ Bronze |
| | | | | | | LD Lens Diffuser | | | | |

Enter configuration:

** Special Order / Made to order finish

* Custom Height values represent overall fixture height, including bollard head.

Dimensions and values shown are nominal. LuminosoLED continually works to improve products and reserves the right to make changes which may alter the performance or appearance of products.

YRB Bollard Light

LED Bollards W/ Selectable CCT & Power



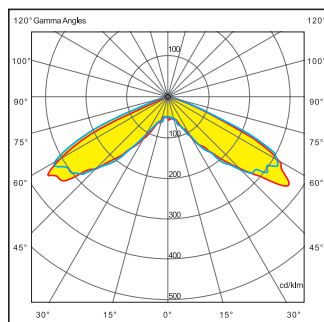
PERFORMANCE

| Model | Wattage Selectable | Lumens | CCT Selectable | Efficacy | Current | Dimming | Voltage | CRI |
|-------|--------------------|--------|----------------|----------|---------|---------|----------|-----|
| YRB | 24W | 2,880 | 3000K | 120 | 1.38A | 0-10V | 120-277V | >70 |
| | | 3,000 | 4000K | 125 | | | | |
| | | 2,950 | 5000K | 123 | | | | |
| YRB | 15W | 1,850 | 3000K | 122 | 1.38A | 0-10V | 120-277V | >70 |
| | | 1,950 | 4000K | 128 | | | | |
| | | 1,900 | 5000K | 125 | | | | |
| YRB | 12W | 1,500 | 3000K | 125 | 1.38A | 0-10V | 120-277V | >70 |
| | | 1,600 | 4000K | 131 | | | | |
| | | 1,550 | 5000K | 128 | | | | |

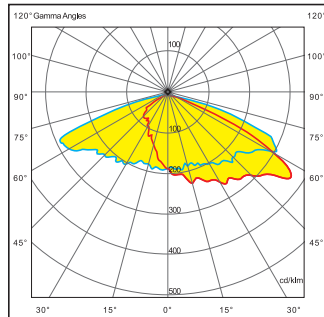
ELECTRICAL DATA

| Model Series | Wattage(W) | Current (A) | | | | |
|--------------|------------|-------------------|------|------|------|------|
| | | Input Voltage (V) | | | | |
| | | 120 | 208 | 240 | 277 | 347 |
| YRB | 12 | 0.11 | 0.07 | 0.06 | 0.05 | 0.04 |
| | 15 | 0.14 | 0.08 | 0.07 | 0.06 | 0.05 |
| | 24 | 0.22 | 0.13 | 0.11 | 0.10 | 0.08 |

PHOTOMETRICS



Type V

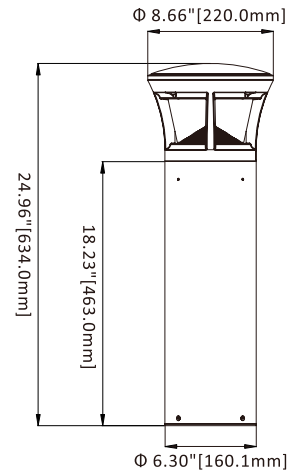
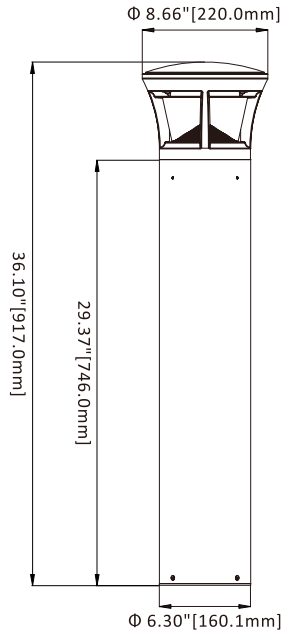



Type III

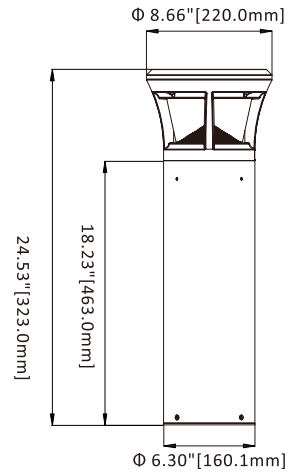

CCT & WATTAGE CONTROLLER



DIMENSIONS (ROUND TOP)



DIMENSIONS (FLAT TOP)




ACCESSORIES (Control Options)



GLARE CONTROL & DIFFUSER OPTIONS (Sold separately)



EMERGENCY BATTERY BACK-UP (Optional)



MOUNTING KIT (Included)

