


DESCRIPTION

The MWR & MWS Series showcases a robust cast aluminum housing crafted with modern aesthetics. This architectural luminaire delivers exceptional illumination to walkways and outdoor spaces, enhancing visibility, safety, and the overall appearance of any area. Utilizing energy-efficient LED technology, this powerful outdoor light is Dark Sky compliant and features advanced optics to minimize light trespass, glare, and pollution, ensuring neighborhood-friendly outdoor lighting.

FEATURES

- Wattage Selectable: 20W, 30W
- CCT Options: 3000K, 4000K, 5000K
- Heavy cast aluminum housing / IP65
- SMD3030
- IP66 UL listed Driver
- Beam angle 360°
- CRI ≥ 70
- Lifespan 50,000 Hours
- 120-277V
- Operating Temperature: -31°F to 122°F

Project:	Date
Type:	
Model:	



ORDER INFORMATION

EXAMPLE: MWR-H-20-40K-5M-Y-BK + MWR-B-36IN-BK



Series	Luminaire	Wattage	CCT	Beam Angle	Voltage	Finish
MWR Round Bollard	H Luminaire	20 20 Watts	30K 3000K	5M Type V	Y Y = 120-277 Volts	BK Black
MWS Square Bollard		30 30 Watts	40K 4000K			WH White
			50K 5000K			SV Silver BZ Bronze

+

Base	Size	Finish
MWR-B Round Base	18 18in	BK Black
MWS-B Square Base	24 24in	WH White
	36 36in	SV Silver
	42 42in	BZ Bronze

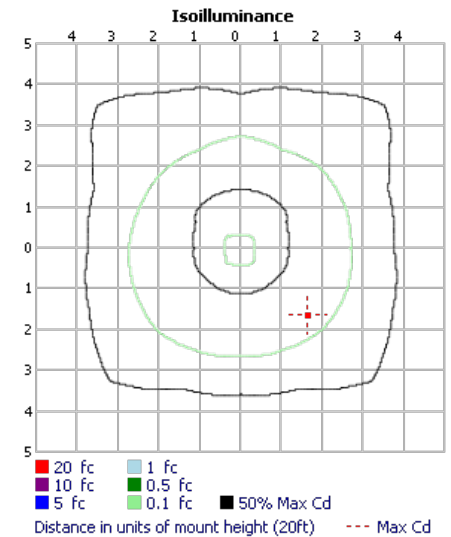
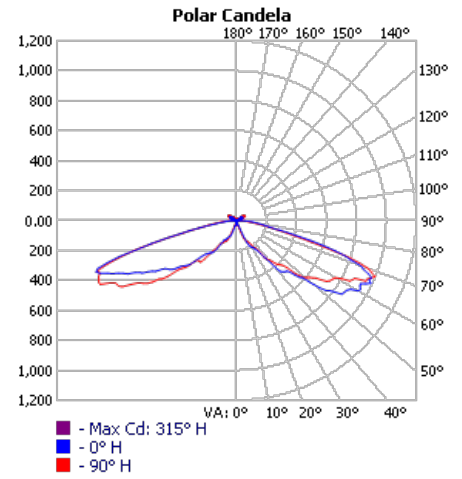
Enter configuration:

Dimensions and values shown are nominal. LuminosoLED continually works to improve products and reserves the right to make changes which may alter the performance or appearance of products.

PERFORMANCE DATA

General Performance	Power	20W	30W
	Lumens	2000lm	3000lm
	Efficiency	100lm/w	100lm/w
	IK-Rating	IK10	
	CCT	3000K, 4000K , 5000K	
	CRI	>70	
	IP-Rating	IP65	
Electrical	Input Voltage	120-277V	
	Dimming	0-10V	
	Power Factor	>.90	
	Operating Temp	-31°F to 122°F	
	Housing	Die-cast aluminum body, Polycarbonate reflector	

PHOTOMETRIC DATA



DIMENSIONS

