

PRODUCT DESCRIPTION

The HBM high bay light is truly remarkable, thanks to its built-in Wattage and Color Temperature Selectable (CCT) switch. This versatility allows it to adapt to a wide range of environments. Selectable wattage options are 230W and 150W, as well as your choice of color temperature from 4000K, and 5000K. This gives businesses and establishments the flexibility to precisely tailor the lighting to their specific needs. An optional emergency backup battery is also available for added safety and reliability during power outages.

| | |
|----------|------|
| Project: | Date |
| Type: | |
| Model: | |

FEATURES

- Efficacy up to 179lm/W, designed to replace 450W and 750W HID.
- Die-cast aluminum housing, and polycarbonate diffuser.
- 110 degree lens guarantees light intensity and light uniformity.
- 90° optic lens.
- Hook for a variety of applications.
- Optional motion sensor is offered for maximizing energy savings, and security.
- IP65 Rated / IK08 Rated
- Operating temperature is -20°F to 122°F.
- Power Factor: >0.9



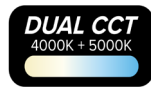
230W



150W

ORDER INFORMATION

EXAMPLE: HBM-WS210-Y-CCTS-MS



| Series | Wattage Selectable | Voltage | CCT Selectable | Finish | Reflector | Mounting | Motion Sensor | Emergency Back-up Battery |
|--------------|--|--------------------------|--|-----------------------|---------------------------------|------------------------------|--------------------------------|--|
| HBM High Bay | WS230 (230W / 184W / 138W / 92W) | Y Y = 120-277V | CCTS Selectable Color Temperature (4000K / 5000K) | BK Black | Blank No reflector | Blank Hook Mount | Blank No Sensor | Blank No Battery Back-up |
| | WS150 (150W / 120W / 90W / 60W) | HV HV = 480V | | BZ** Bronze | AR Aluminum Reflector | U U-Bracket | MS Motion PIR Sensor | EB Emergency Battery Back-up |
| | | | | WH** White | PR PC Reflector | PNDT Pendant Mount | | |

Enter configuration: _____

** 4-6 week lead time.

Dimensions and values shown are nominal. LuminosoLED continually works to improve products and reserves the right to make changes which may alter the performance or appearance of products.

HBM-WS-CCTS High Bay

Wattage & CCT Selectable



CCT AND WATTAGE SELECTABLE
This fixture has field adjustable capabilities, allowing users to customize both the lumens output and color temperature according to their preferences or specific requirements.

CCT SELECT
4000K 5000K
Offers 2 CCT adjustable options (4000K, 5000K)

WATTAGE SELECT
40% 60% 80% 100%
Each model supports 4 positions wattage regulation : 100%, 80%, 60%, 40%

PERFORMANCE DATA

| HBM Series | | | | | | |
|------------|--------------|-----|---------|----------|---------|----------|
| SETTING | SYSTEM WATTS | CRI | 4000K | | 5000K | |
| | | | LUMENS | LPW | LUMENS | LPW |
| 100% | 150W | 70 | 24000lm | 160 lm/W | 22500lm | 150 lm/W |
| 80% | 120W | 70 | 20000lm | 167 lm/W | 19000lm | 158 lm/W |
| 60% | 90W | 70 | 15500lm | 172 lm/W | 14600lm | 162 lm/W |
| 40% | 60W | 70 | 10800lm | 180 lm/W | 10000lm | 167 lm/W |

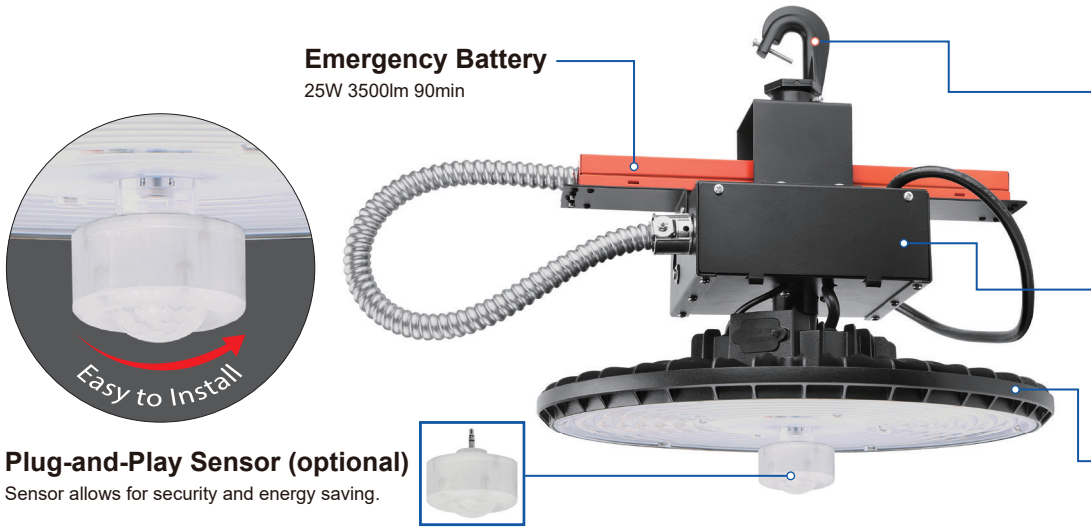
| SETTING | SYSTEM WATTS | CRI | 4000K | | 5000K | |
|---------|--------------|-----|---------|----------|---------|----------|
| | | | LUMENS | LPW | LUMENS | LPW |
| 100% | 230W | 70 | 36000lm | 157 lm/W | 35000lm | 152 lm/W |
| 80% | 184W | 70 | 30000lm | 163 lm/W | 29000lm | 158 lm/W |
| 60% | 138W | 70 | 24000lm | 174 lm/W | 23000lm | 167 lm/W |
| 40% | 92W | 70 | 16500lm | 179 lm/W | 16000lm | 174 lm/W |

ACCESSORIES

| | | | | | |
|--|--|------------------------------------|--------------------|--------------|----------------------|
| | | | | | |
| Emergency Battery 25W 3500lm 90min, | Plug-and-Play PIR Sensor PIR sensor: ANT-6-4T | U-Bracket Use for surface mount | Aluminum Reflector | PC Reflector | 3/4" Pendant adapter |

HBM-WS-CCTS High Bay

Wattage & CCT Selectable



Emergency Battery
25W 3500lm 90min

Installation accessory

Available for both hook mount, conduit mount and surface mounting with U-bracket(optional).

U-bracket allows to adjust the direction to illuminate any area you need.

Transformer BOX

Transformer can be easily added into the Junction-box and convert to HV models, reducing SKUs and inventory pressure.

Housing

Rugged die-cast housing with corrosion-resistant powder coating for effective protection.

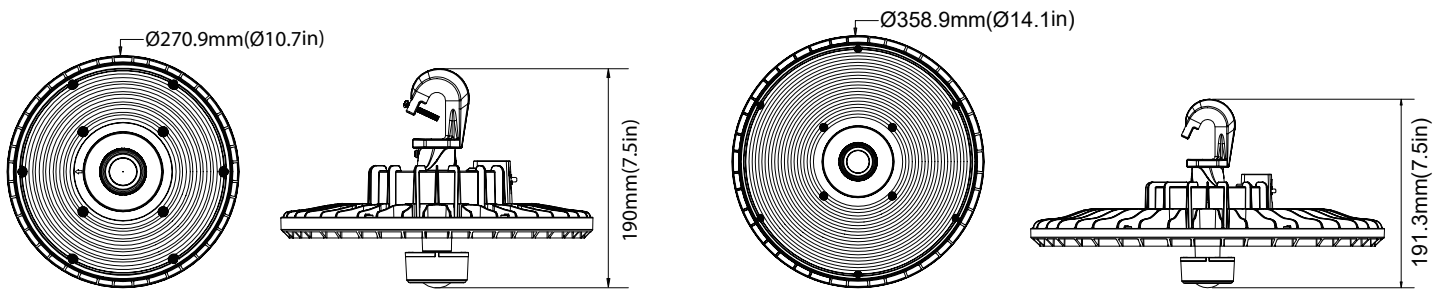


Plug-and-Play Sensor (optional)

Sensor allows for security and energy saving.



DIMENSIONS



MOUNTING ACCESSORIES



Hook Mount



Conduit Pendant Mount



U-Bracket Mount

PHOTOMETRICS

