

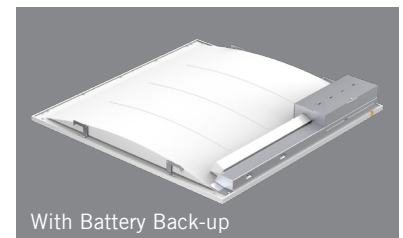

DESCRIPTION

The LMC series is a top-tier recessed ambient lighting solution crafted to effortlessly meet stringent specifications. Its classic design enhances any space without overshadowing the architectural elegance. LMC offers a versatile selection of lumen packages, color temperatures, and lighting control options, ensuring it meets various requirements seamlessly. Available in both Static White and Selectable White, LMC delivers up to 6,250 lumens with a color quality of up to 80 CRI, making it a perfect choice for a variety of applications.

FEATURES

- The aluminum housing serves as an effective heat sink, optimizing the product's lifespan.
- Low profile design
- DIP switch featured for effortless customization, allowing smooth adjustments between three CCT options and wattage settings.
- CCT Selectable: 3500K, 4000K and 5000K
- Wattage Selectable
- Efficacy 125lm/W
- 1-10V dimming
- UGR<22 (side emitting light)
- This product is rated for operation in ambient temperatures ranging from -4°F to 104°F.
- 5 year warranty
- Damp Rated

Project:	Date
Type:	
Model:	



ORDER INFORMATION

EXAMPLE: LMC22-WS-Y-CCTS



Series	Wattage Selectable	Voltage	CCT Selectable	Emergency Battery Backup
LMC22 2x2 Panel	WS Wattage Selectable (25W / 30W / 40W)	Y 120-277V	CCTS Color Temperature Selectable (3500K / 4000K / 5000K)	(Blank) w/o Battery Backup
LMC24 2x4 Panel	WS Wattage Selectable (30W / 40W / 50W)			EB Emergency Battery Backup (90 minutes of illumination when AC power is removed)

Enter configuration:

Dimensions and values shown are nominal. LuminosoLED continually works to improve products and reserves the right to make changes which may alter the performance or appearance of products.

LMC 2x2 / 2x4

CURVED Panel / Troffers with Selectable CCT & Power

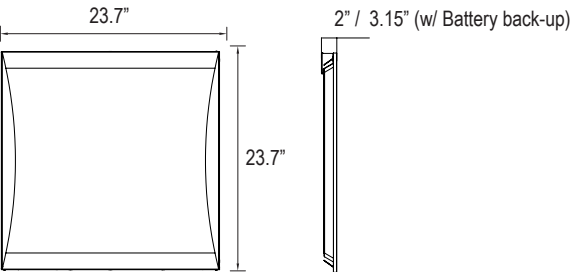


PERFORMANCE DATA

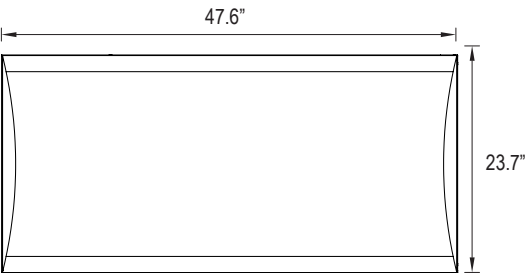
Series	LMC22 (2x2)			LMC24 (2x4)		
Wattage	25	30	40	30	40	50
CCT	3500K	4000K	5000K	3500K	4000K	5000K
Lumens	3,125	3,750	5,000	3,750	5,000	6,250
Efficacy (LPW)	125			125		
Beam	110°					
Input Voltage	120-277VAC 50/60Hz					
Certifications	UL Listed, FCC, RoHS					
Operating Temp.	-13°F to 115°F					
PF / THD	>0.9, <20%					
Dimming	1-10V (10%-100%)					

DIMENSIONS

2x2ft



2x4ft



T-GRID CEILING COMPATIBILITY

This architectural recessed lighting solution is compatible with a wide range of 15/16" and 9/16" t-grid systems commonly found in commercial and institutional environments. The examples provided below illustrate its versatility and applicability.

PHOTOMETRICS

