

Project:	Date
Type:	
Model:	

PRODUCT DESCRIPTION

Our new LED Vapor Tight Fixture combines durability with versatility, making it ideal for harsh environments where moisture, dust, or debris are concerns. Designed with built-in dip switches, this fixture allows easy field selection of both CCT (Correlated Color Temperature) and wattage, giving you full control to match your specific lighting needs.

Available in 4-foot and 8-foot lengths, it's the perfect solution for warehouses, parking garages, car washes, stairwells, and other demanding commercial or industrial spaces.

SPECIFICATION FEATURES

- Efficacy: 136-167 Lm/W
- Delivered Light Output: 3,600 to 13,700 Lumens
- CCT Selectable: 3500K, 4000K, 5000K
- Wattage Selectable
- CRI: Ra>80
- Input Voltage: 120-277 VAC
- Input current: 0.4 -0.17A
- THD: <20% (120V)
- Power Factor >0.95 (120V)
- Frequency: 50/60Hz
- Standard Warranty: 5 Years
- Standard Lifetime: Designed to L70 minimum 50,000 hours
- Mounting: Direct Mount
- Dimming: 0-10v dimming, 10%-100% smooth linear dimming
- IP Rating: IP65
- IK Rating: IK08
- Operating temp: -40°F to 104°F



Bottom



Top



ORDER INFORMATION

EXAMPLE: MPR-8-WS90-Y-CCTS-WH



Series	Size	Wattage Selectable	Voltage	CCT Selectable	Finish	Motion Sensor	Emergency Battery Back-up
MPR Vapor Tight	4 4FT	WS50 4FT Vapor tight (50W / 35W / 25W)	Y Y = 120-277V	CCTS Selectable Color Temperature (3500K / 4000K / 5000K)	WH White	Blank Blank = None	Blank Blank = None
	8 8FT	WS90 8FT Vapor tight (90W / 75W / 60W)				MS MS = Motion Sensor	EB Emergency Battery Back-up

Enter configuration: _____

Dimensions and values shown are nominal. LuminosoLED continually works to improve products and reserves the right to make changes which may alter the performance or appearance of products.

PERFORMANCE DATA

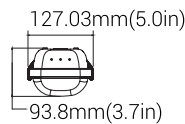
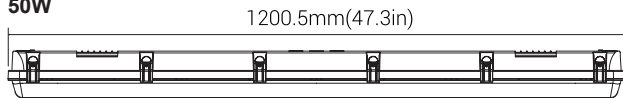
MPR-4-WS50							
SETTING	WATTAGE	3500K (80CRI)		4000K (80CRI)		5000K (80CRI)	
		LUMENS	LPW	LUMENS	LPW	LUMENS	LPW
LV1	50W	6,800lm	136 lm/W	7,200lm	144 lm/W	7,000lm	140 lm/W
LV2	35W	4,900lm	140 lm/W	5,200lm	149 lm/W	5,000lm	143 lm/W
LV3	25W	3,600lm	144 lm/W	3,850lm	154 lm/W	3,700lm	148 lm/W

MPR-8-WS90							
SETTING	WATTAGE	3500K (80CRI)		4000K (80CRI)		5000K (80CRI)	
		LUMENS	LPW	LUMENS	LPW	LUMENS	LPW
LV1	90W	13,000lm	144 lm/W	13,700lm	152 lm/W	13,300lm	148 lm/W
LV2	75W	11,000lm	147 lm/W	12,000lm	160 lm/W	11,500lm	153 lm/W
LV3	60W	9,000lm	150 lm/W	10,000lm	167 lm/W	9,500lm	158 lm/W

DIMENSIONS

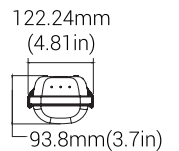
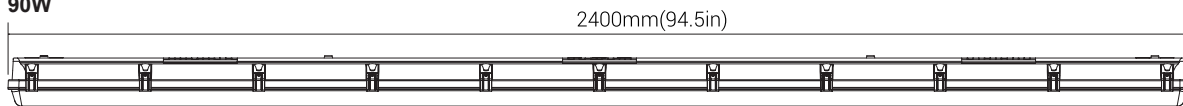
unit: mm/inch

50W




Net Weight:
 50W: 2.75kg(6.06lbs)
 90W: 5.9kg(13lbs)

90W



CCT AND WATTAGE SELECTABLE

This fixture has the function of adjusting the lumens output and color temperature on-site.



WATTAGE SELECT

● LV1 ● LV2 ● LV3






Each model supports 3 positions wattage regulation: LV1, LV2, LV3

CCT SELECT

■ 3500K ■ 4000K ■ 5000K

Offer three CCT adjustable (3500K, 4000K, 5000K).

ACCESSORIES

 <p>Mounting Bracket (Standard)</p>	 <p>Emergency Battery 8W 900lm 90min (Sold separately)</p>	 <p>Microwave Sensor NO.: HD027VCR Description: 12VDC input (Sold separately)</p>
 <p>Chain Description: 11.8 inch long (Included)</p>	 <p>Hardware bag (Included)</p>	

PHOTOMETRIC

