

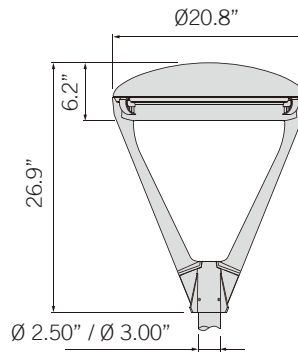
# Post Top SWX

LED Post Top

Project: \_\_\_\_\_  
 Type: \_\_\_\_\_  
 Model: \_\_\_\_\_

### Features:

- Body:** Die-casting aluminum.
- Optical system:** Anodized aluminum reflector and flat or lenticular tempered glass cover.
- Output Power:** 40W / 60W / 80W
- CCT:** 3000K / 4000K / 5000K
- Input Power:** 120-277VAC
- IP Rating:** IP66
- Impact resistance:** IK09






### Performance:

Series	Wattage	Lumens	CCT	Efficacy	LED Pcs.	Frequency	N.W. (Lb)	G.W. (Lb)
SWX	40W	5,000	3000K 4000K 5000K	125	16	50/60Hz	27.1	29.3
	60W	7,000		133	32			
	80W	9,820		123	32			

Example: SWX-16-80W-40K-3M-Y-BK



Series	Mount	Wattage	CCT	Optics	Voltage	Finish
SWX LED Post Top	16 = Slip fitter	<b>40W</b> 40 Watts	<b>30K</b> 3000K	<b>2M</b> Type 2	Y Y=120-277 Volts	<b>BK</b> Black  Black RAL9005
		<b>60W</b> 60 Watts	<b>40K</b> 4000K	<b>3A</b> Type 3 (Asymmetrical)		<b>WH</b> White  White RAL9010
		<b>80W</b> 80 Watts	<b>50K</b> 5000K	<b>4M</b> Type 4		<b>SV</b> Silver  Silver RAL9007
				<b>5M</b> Type 5		

Enter configuration: \_\_\_\_\_

\*\* Special Order

