

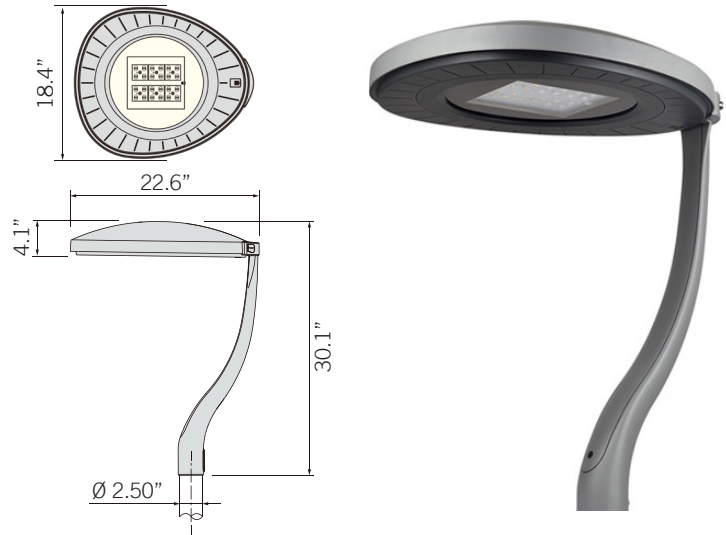
Post Top SWW

LED Post Top

Project: _____
 Type: _____
 Model: _____

Features:

- Body:** Die-casting aluminum.
- Optical system:** Anodized aluminum reflector and flat or lenticular tempered glass cover.
- Output Power:** 40W / 60W / 80W
- CCT:** 3000K / 4000K / 5000K
- Input Power:** 120-277VAC
- IP Rating:** IP66
- Impact resistance:** IK09






Performance:

Series	Wattage	Lumens	CCT	Efficacy	LED Pcs.	Frequency	N.W. (Lb)	G.W. (Lb)
SWW	40W	4,330	3000K	108	24	50/60Hz	19.8	22
	60W	6,400		4000K	107			
	80W	8,060	5000K	101	36		20.3	22.5

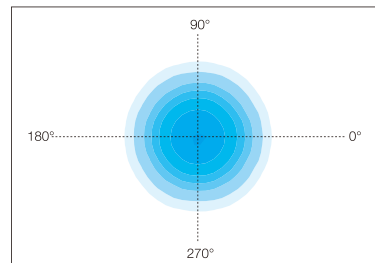
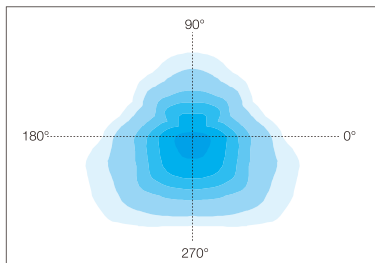
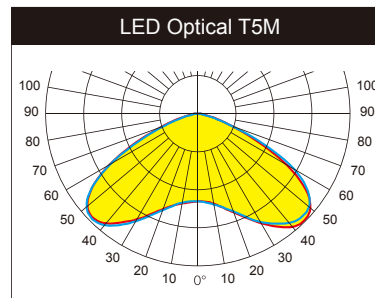
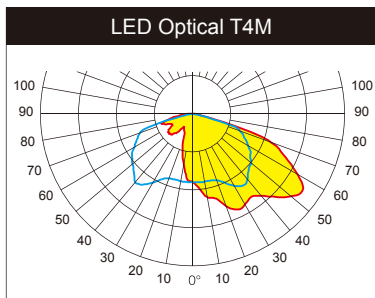
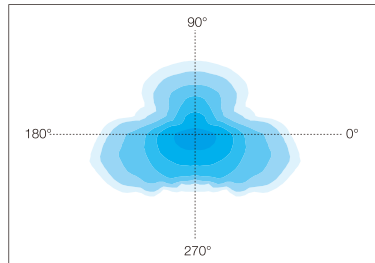
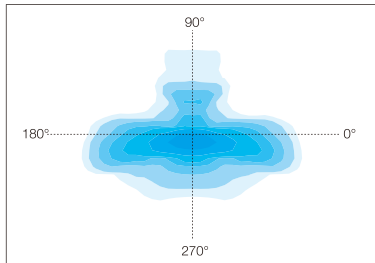
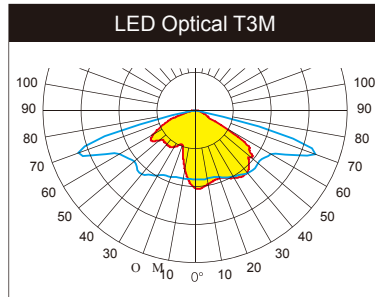
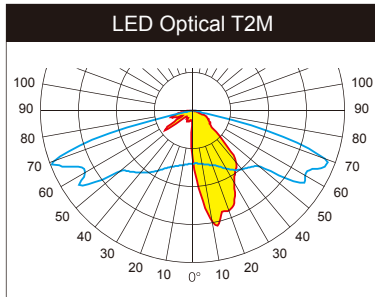


Example: SWW-16-80W-40K-5M-Y-SV

Series	Mount	Wattage	CCT	Optics	Voltage	Finish
SWW LED Post Top	16 = Slip fitter	40W 40 Watts	30K 3000K	2M Type 2	Y Y=120-277 Volts	BK Black  Black RAL9005
		60W 60 Watts	40K 4000K	3M Type 3		WH White  White RAL9010
		80W 80 Watts	50K 5000K	4M Type 4		SV Silver  Silver RAL9007
				5M Type 5		

Enter configuration: _____

** Special Order



LED Pcs. 24



LED Pcs. 36