

SPECIFICATION & FEATURES

Construction

- Standard with 4ft and 8ft, can be extended with intermediate connector and occlusion block.
- Fixture may be surface or suspension mounted with appropriate mounting options (see accessories).

Optics

- Lumen output from 2,600 -11,700lm with efficacy up to 130lm/W.
- Wattage Selectable
- Selectable Color Temperature 3500K/4000K/5000K

Electrical

- Universal voltage of 120-277VAC.
 - 0-10V dimming standard for a dimming range of 100% to 10%.
 - Operating temperature is 5°C to 40°C(-13°F to 104°F).
- Note: Operating with emergency battery temperature range: 5°C to 40°C (+40°F- +104°F).

Controls

- Optional PIR sensor.
- Optional Emergency Battery.

Lifespan

- Estimated 50,000-hour LED lifespan based on IES LM-80 results and TM-21 calculations.

NOTE

- Actual performance may differ as a result of end-user environment and application. All values are design or typical values, measured under laboratory conditions at 25°C (±5°C) specifications subject to change without notice.

Project:	Date
Type:	
Model:	



ORDER INFORMATION

EXAMPLE: JLS-WS45-Y-CCTS-EB



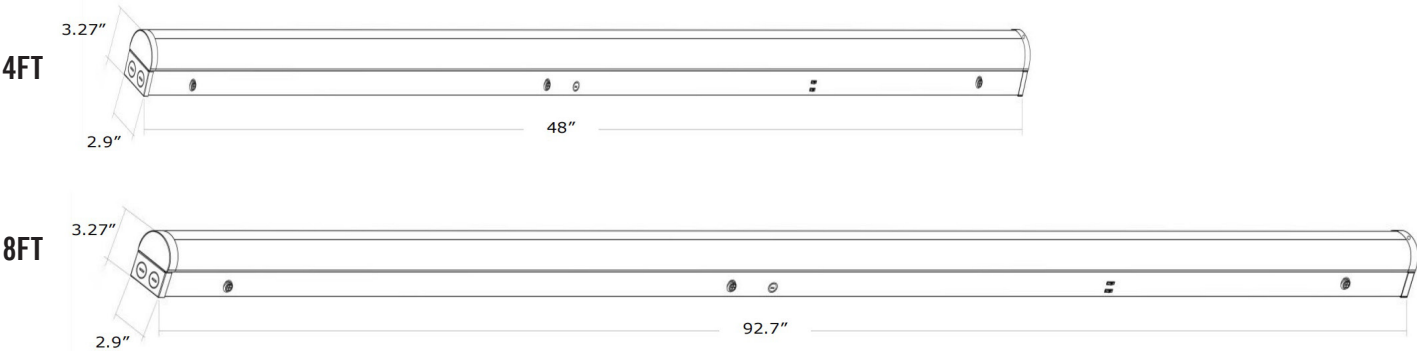
Series	Wattage Selectable	Voltage	CCTS	Mount	Emergency Battery Back up	Motion Sensor
JLS Linear fixture	WS45 (4FT) (45W / 30W / 20W)	Y 120-277V	CCTS Selectable Color Temperature (3500K / 4000K / 5000K)	Blank None	Blank None	Blank None
	WS90 (8FT) (90W / 80W / 70W)			CP Cover Plate SK Suspension Kit	EB Emergency Battery Back-up	MW Microwave Sensor

Enter configuration:

Dimensions and values shown are nominal. LuminosoLED continually works to improve products and reserves the right to make changes which may alter the performance or appearance of products.






PERFORMANCE DATA		
Size	JLS 4FT	JLS 8FT
CCT (Selectable)	3500K-4000K-5000K	
Wattage (Selectable)	20W/30W/45W	70W/80W/90W
Lumens (lm)	45W=5,850lm 30W=3,900lm 20W=2,600lm	90W=11,700lm 80W=10,400lm 70W=9,100lm
Efficacy (LPW)	130lm/w	
Size	4FT	8FT
CRI	>80	
Input Voltage	120-277V	
Operating Temp	-13°F to 104°F	
Certifications	cETLus & DLC 5.1 Premium (Pending)	cETLus & DLC Standard (Pending)
Warranty	5-year limited warranty	

DIMENSIONS



JLS-WS-CCTS Series (Accessories)

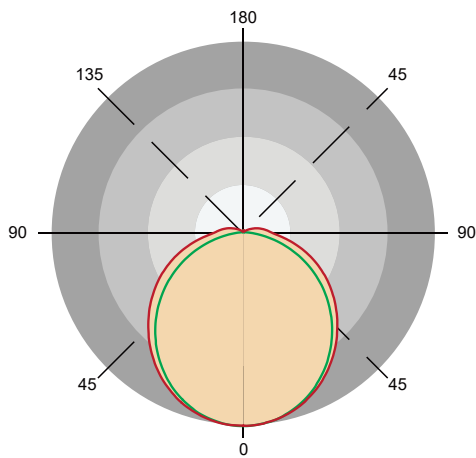
Sold separately

(MS) 	Microwave Sensor 120V-277V USE: Sensor can be pre-installed in factory or field installed
(EB) 	Emergency Battery Back-up (8 watts) USE: 900lm 90min
(SK) 	Aircraft Cables USE: For suspension
(CP) 	Cover Plate USE: Junction Box cover plate
(LC) 	Intermediate Connector can connect multiple fixtures to form a solid linear fixture group.

Microwave Sensor
With sensor



PHOTOMETRICS



Caution:

The Linear Strips can be connected
Max. 450W.

Max. Connection:
4FT: 10pcs
8FT: 5pcs