

DL-RP6

6 IN ROUND PANEL / 120-277V

Project:	Date
Type:	
Model:	

DESCRIPTION

The 6" LED Round Panel Light, DL RP6, comprises a single trim featuring a sturdy die-cast body along with a J-Box equipped with a driver. Our low profile design make it easy for mounting in confined ceilings or narrow spaces. Rated for IC and damp locations, this easy-to-install fixture does not require a separate housing as it can be mounted directly into the ceiling.

PRODUCT SPECIFICATIONS


- White painted Die-cast body is appropriate for heat dissipation.
- 2 Spring clips per-installed on unit for easy installation.
- One light J-Box.

LED LIGHT ENGINE

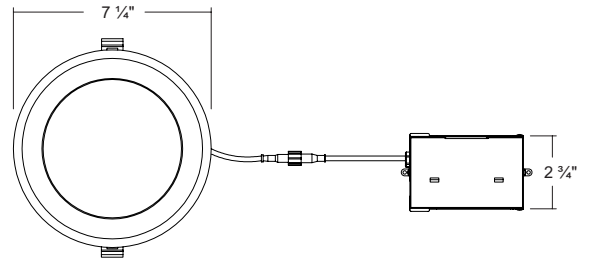
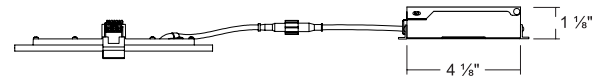
- 0-10V Dimming down to 10%
- CCT 5000K available
- CRI 90
- Long life LED chips guaranteed up to 50,000hours.

LISTINGS

- UL Listed
- Wet Rated
- RoHS compliances
- Tested in accordance with IESNA LM79 & LM80



DIMENSIONS



ORDER INFORMATION

EXAMPLE: DL-RP6-15-30K-Y-W



Series	Wattage	CCT	Voltage	Finish
DL-RP6 6 inch Round Panel	15 15 Watts	50K 5000K	Y Y = 120-277V	W White

Enter configuration: _____

PERFORMANCE DATA

Watts	CRI	CCT	Lumens	Voltage	Frequency
15W	90	5000K	1,020 Lm	Y = 120-277V	50/60Hz

PHOTOMETRIC

