

PRODUCT DESCRIPTION

The HBM high bay light is truly remarkable, thanks to its built-in Wattage and Color Temperature Selectable (CCT) switch. This versatility allows it to adapt to a wide range of environments. Selectable wattage options are 230W and 150W, as well as your choice of color temperature from 3000K, 4000K, and 5000K. This gives businesses and establishments the flexibility to precisely tailor the lighting to their specific needs. An optional emergency backup battery is also available for added safety and reliability during power outages.

FEATURES

- Efficacy up to 179lm/W, designed to replace 450W and 750W HID.
- Die-cast aluminum housing, and polycarbonate diffuser.
- 110 degree lens guarantees light intensity and light uniformity.
- 90° optic lens.
- Hook for a variety of applications.
- Optional motion sensor is offered for maximizing energy savings, and security.
- IP65 Rated / IK08 Rated
- Operating temperature is -20°F to 122°F.
- Power Factor: >0.9

Project:	Date
Type:	
Model:	



230W



150W

ORDER INFORMATION

EXAMPLE: HBM-WS210-Y-CCTS-MS



Series	Wattage Selectable	Voltage	CCT Selectable	Finish	Reflector	Mounting	Motion Sensor	Emergency Back-up Battery
HBM High Bay	WS230 (230W / 184W / 138W / 92W)	Y Y = 120-277V	CCTS Selectable Color Temperature (3000K / 4000K / 5000K)	BK Black	Blank No reflector	Blank Hook Mount	Blank No Sensor	Blank No Battery Back-up
	BZ Bronze			AR Aluminum Reflector	U U-Bracket	MS Motion PIR Sensor	EB Emergency Battey Back-up	
	WH White			PR PC Reflector	PNDT Pendant Mount			

Enter configuration:

Dimensions and values shown are nominal. LuminosoLED continually works to improve products and reserves the right to make changes which may alter the performance or appearance of products.

Diagram showing the HBM-WS-CCTS High Bay light fixture with a callout to the internal controls. The controls include a CCT SELECT switch (3000K, 4000K, 5000K) and a WATTAGE SELECT switch (40%, 60%, 80%, 100%).

CCT AND WATTAGE SELECTABLE

This fixture has field adjustable capabilities, allowing users to customize both the lumens output and color temperature according to their preferences or specific requirements.

CCT SELECT

3000K 4000K 5000K

Offers 3 CCT adjustable options (3000K, 4000K, 5000K)

WATTAGE SELECT

40% 60% 80% 100%

Each model supports 4 positions wattage regulation : 100%, 80%, 60%, 40%


PERFORMANCE DATA

HBM Series								
SETTING	SYSTEM WATTS	CRI	3000K		4000K		5000K	
		70	LUMENS	LPW	LUMENS	LPW	LUMENS	LPW
100%	150W	70	22000lm	147 lm/W	24000lm	160 lm/W	22500lm	150 lm/W
80%	120W	70	18000lm	150 lm/W	20000lm	167 lm/W	19000lm	158 lm/W
60%	90W	70	14000lm	156lm/W	15500lm	172 lm/W	14600lm	162 lm/W
40%	60W	70	9800lm	163 lm/W	10800lm	180 lm/W	10000lm	167 lm/W

SETTING	SYSTEM WATTS	CRI	3000K		4000K		5000K	
		70	LUMENS	LPW	LUMENS	LPW	LUMENS	LPW
100%	230W	70	34000lm	148 lm/W	36000lm	157 lm/W	35000lm	152 lm/W
80%	184W	70	28000lm	152 lm/W	30000lm	163 lm/W	29000lm	158 lm/W
60%	138W	70	22000lm	159 lm/W	24000lm	174 lm/W	23000lm	167 lm/W
40%	92W	70	15500lm	168 lm/W	16500lm	179 lm/W	16000lm	174 lm/W

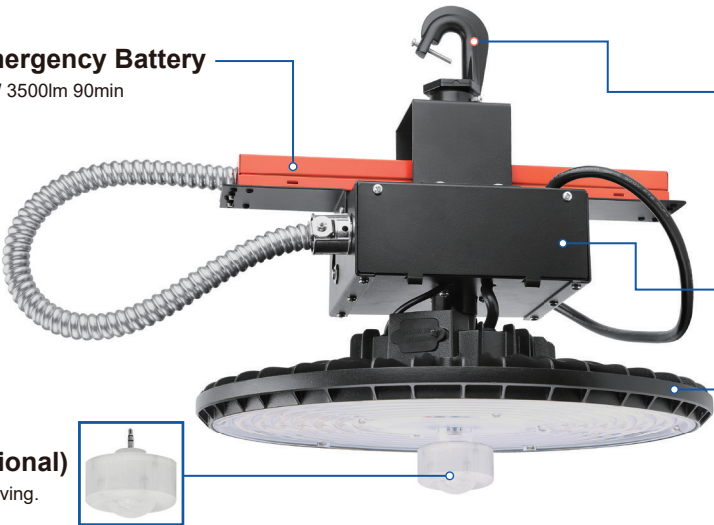
ACCESSORIES

					
Emergency Battery 25W 3500lm 90min,	Plug-and-Play PIR Sensor PIR sensor: ANT-6-4T	U-Bracket Use for surface mount	Aluminum Reflector	PC Reflector	3/4" Pendant adapter



Plug-and-Play Sensor (optional)
Sensor allows for security and energy saving.

Emergency Battery
25W 3500lm 90min

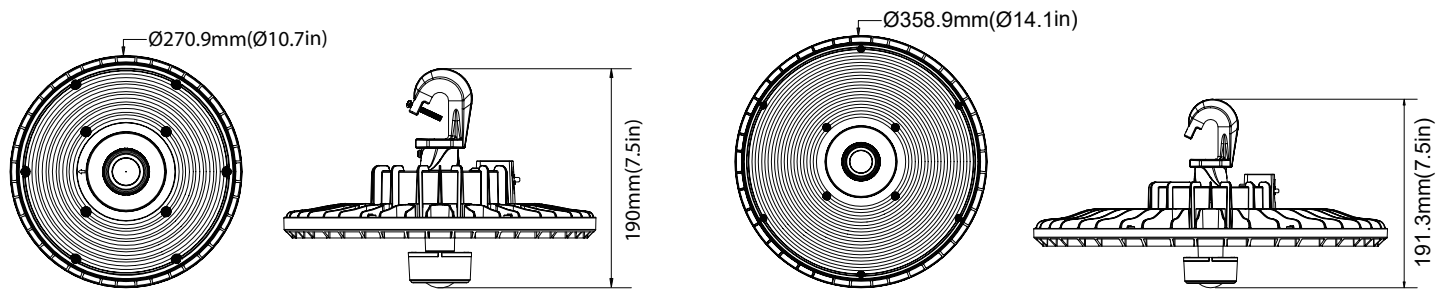


Installation accessory
Available for both hook mount, conduit mount and surface mounting with U-bracket(optional).
U-bracket allows to adjust the direction to illuminate any area you need.


Transformer BOX
Transformer can be easily added into the Junction-box and convert to HV models, reducing SKUs and inventory pressure.

Housing
Rugged die-cast housing with corrosion-resistant powder coating for effective protection.

DIMENSIONS



MOUNTING ACCESSORIES



PHOTOMETRICS

