

Project:		Date
Type:		
Model#		

TWC24 Selectable LED 2x4 Panel

FEATURES

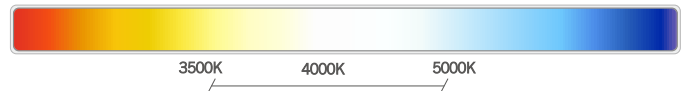
- The TWC24 LED Flat Panel is a revolutionary product that offers Selectable color temperature and wattage, with dip switch directly on the fixture.
- Selectable Kelvins, 3500K, 4000K & 5000K
- Selectable wattage (30W / 35W / 40W / 45W / 50W)
- Non-flicker, no glare, no hot spots
- Efficiency up to 105lm/W
- LGP 3mm thick lens, up to 95% efficiency
- White anodized aluminum frame for best appearance and heat dissipation
- 5 Year Warranty



PERFORMANCE SUMMARY

Efficacy: 105 Lm/W
Delivered Light Output: 3,150 - 5,250 Lumens
Power: 30W / 35W / 40W / 45W / 50W
CRI: Ra>80
CCT Options: 3500K / 4000K / 5000K
Input Voltage: 120-277 VAC
Power Factor: >0.9
THD:<15%
Operating Frequency: 50-60Hz
Operating Temp: -7.6°F to 104°F
Standard Warranty: 5 Year Warranty
Standard Lifetime: Designed to L70 minimum 50,000 hours
0-10V dimming / 10% - 100% Smooth linear dimming
Installation Options: Recessed, Suspended, Surface Mounted***
Dimensions: L 47.2" x W 23.4" x H 1.8"

Tunable Color Temperature



Adjustable Power



ORDER INFORMATION

EXAMPLE: TWC24-WT-Y-CT



Series	Wattage	Voltage	CCT	Options
TWC24	WT (Wattage Tunable) 30W/35W/40W/45W/50W	Y=120-277V	CT (Color Tunable) 3500K/4000K/5000K	EB= Emergency Battery Backup

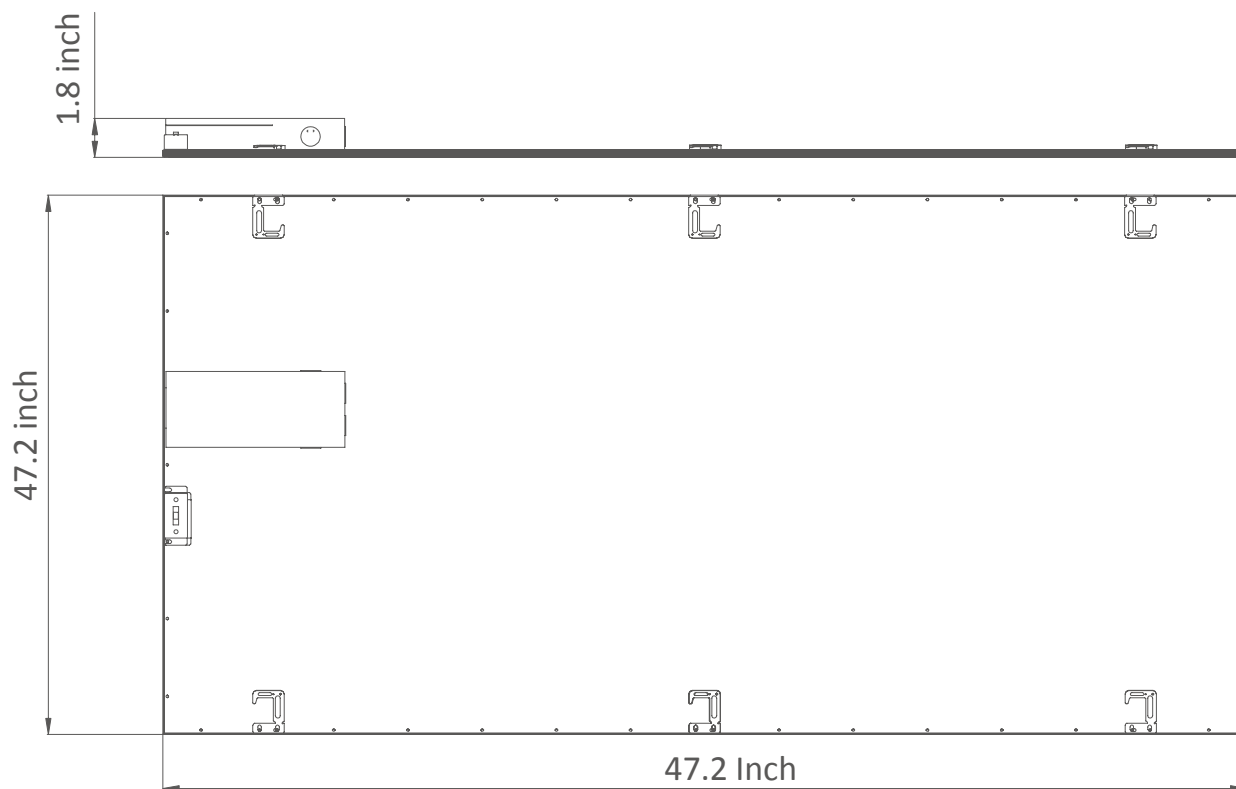
Enter configuration: _____

***Flush Mount Kit Sold Separately, contact vendor

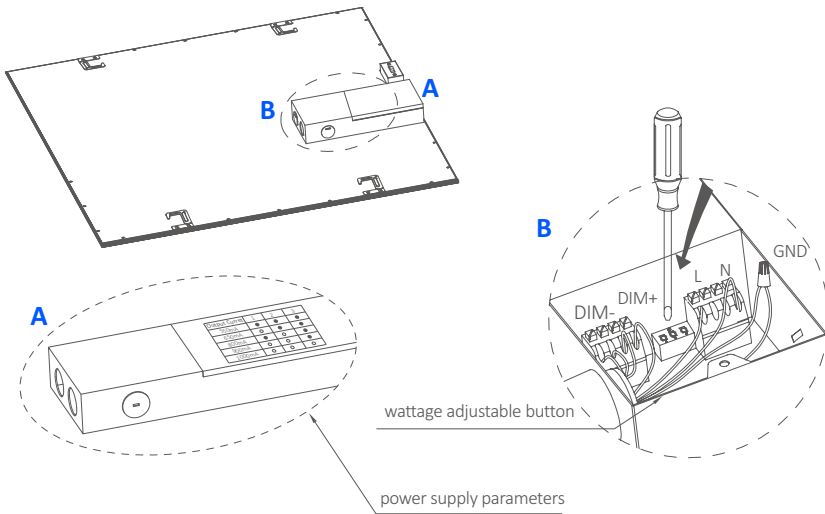
Series / Performance

Series No.	TWC24				
Power:	30W	35W	40W	45W	50W
Lumens:	3,150	3,675	4,200	4,725	5,250
Efficacy:	105 Lm/W)	105 Lm/W)	105 Lm/W)	105 Lm/W)	105 Lm/W)
CRI:	80				
Input:	120-277V AC				

Dimensions

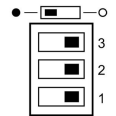


How to adjust wattage:



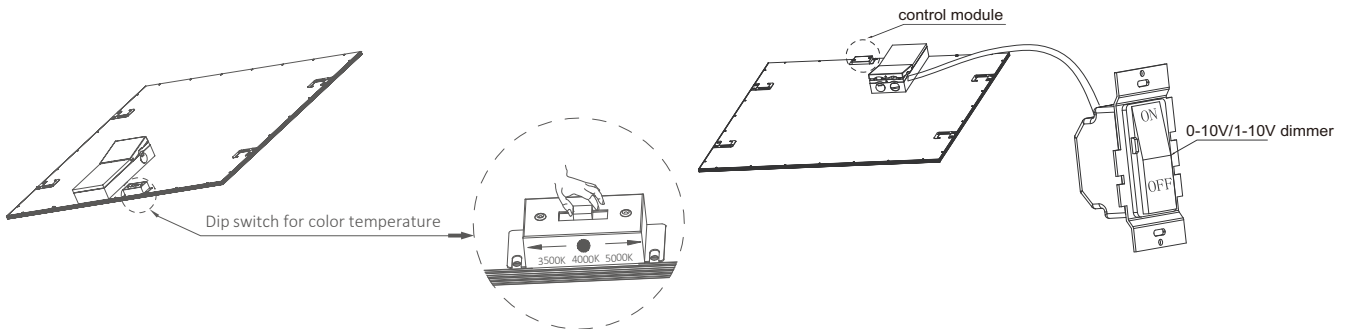
2*4 feet palane light(max 50W)

Output Current	1	2	3
700mA	●	●	●
800mA	○	●	●
900mA	●	○	●
1000mA	○	○	●
1050mA	○	○	○



- 700mA(30W) 800mA(35W)
- 900mA(40W) 1000mA(45W)
- 1050mA(50W)

How to adjust color temperature:



Wiring diagram:

