

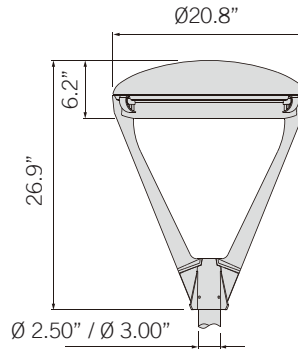
Description

Our LED Post Top Light combines durability and efficiency for outdoor lighting applications. Constructed from robust die-cast aluminum and featuring an anodized aluminum reflector, this fixture is built to withstand harsh environments. Available in 40W, 60W, and 80W options, it provides versatile illumination suited for various settings. The light is IP66-rated for complete protection against dust and powerful water jets, making it ideal for outdoor use. With an IK09 rating, it also boasts high impact resistance. Perfect for illuminating pathways, parks, and public spaces with reliable, energy-efficient light.

Features:

- Body:** Die-casting aluminum.
- Optical system:** Anodized aluminum reflector and flat or lenticular tempered glass cover.
- Output Power:** 40W / 60W / 80W
- CCT:** 3000K / 4000K / 5000K
- Input Power:** 120-277VAC
- IP Rating:** IP66
- Impact resistance:** IK09

Project:	Date
Type:	
Model:	



Performance:

Series	Wattage	Lumens	CCT	Efficacy	LED Pcs.	Frequency	N.W. (Lb)	G.W. (Lb)
SWX	40W	5,000	3000K 4000K 5000K	125	16	50/60Hz	27.1	29.3
	60W	7,000		133	32			
	80W	9,820		123	32			

Example: SWX-16-80W-40K-3M-Y-BK



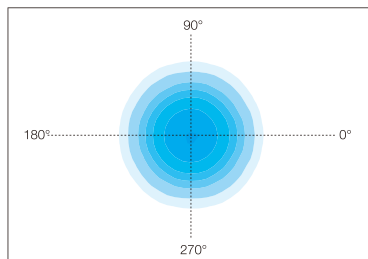
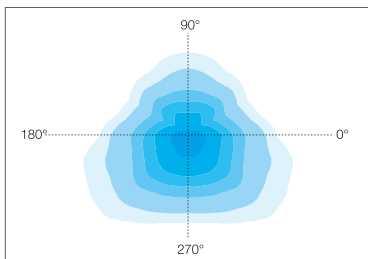
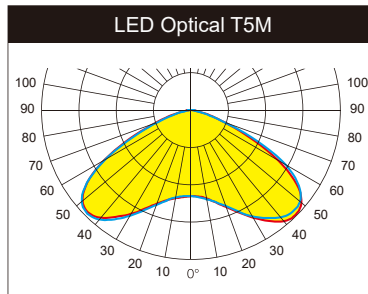
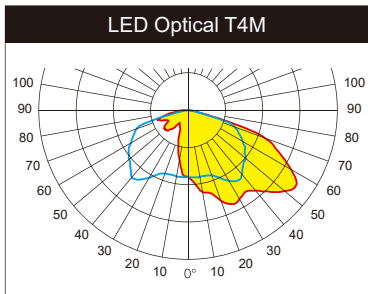
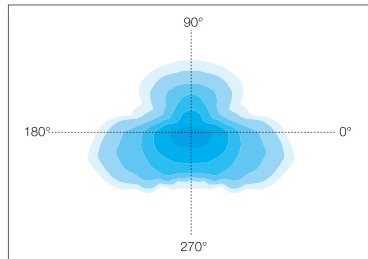
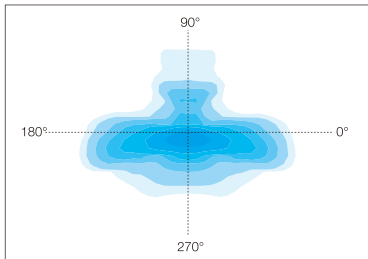
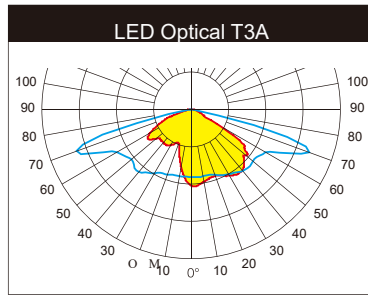
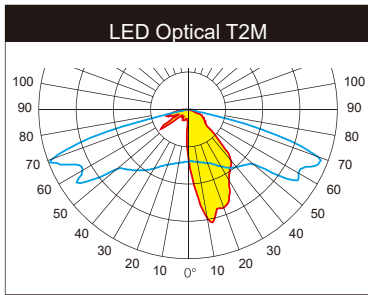
Series	Mount	Wattage	CCT	Optics	Voltage	Finish
SWX LED Post Top	16 16 = Slip Fitter	40W 40 Watts	30K 3000K	2M Type 2	Y Y = 120-277V	BK Black
		60W 60 Watts	40K 4000K	3A Type 3 Asymmetrical		WH White
		80W 80 Watts	50K 5000K	4M Type 4		SV Silver
				5M Type 5		

Enter configuration: _____

Dimensions and values shown are nominal. LuminosoLED continually works to improve products and reserves the right to make changes which may alter the performance or appearance of products.

SWX POST TOP

LED Post Top / 120-277V



LED Pcs. 16



LED Pcs. 32