

# DL-RP6

6 IN ROUND PANEL / 120-277V

Project:	Date
Type:	
Model:	

## DESCRIPTION

The 6" LED Round Panel Light, DL RP6, comprises a single trim featuring a sturdy die-cast body along with a J-Box equipped with a driver. Our low profile design make it easy for mounting in confined ceilings or narrow spaces. Rated for IC and damp locations, this easy-to-install fixture does not require a separate housing as it can be mounted directly into the ceiling.

## PRODUCT SPECIFICATIONS


- White painted Die-cast body is appropriate for heat dissipation.
- 2 Spring clips per-installed on unit for easy installation.
- One light J-Box.

## LED LIGHT ENGINE

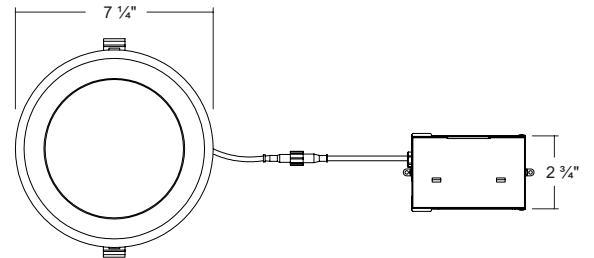
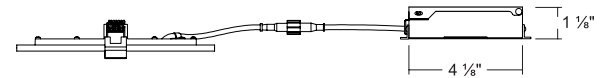
- Dimming down to 10% with TRIAC dimmer (at 120V only).\*
- CCT 3000K, 4000K, 5000K available.
- CRI 90
- Long life LED chips guaranteed up to 50,000hours.

## LISTINGS

- UL Listed
- Damp locations
- RoHS compliances
- Tested in accordance with IESNA LM79 & LM80



## DIMENSIONS



## ORDER INFORMATION

EXAMPLE: DL-RP6-15-30K-Y-W



Series	Wattage	CCT	Voltage	Finish
<b>DL-RP6</b> 6 inch Round Panel	<b>15</b> 15 Watts	<b>30K</b> 3000K  <b>40K</b> 4000K  <b>50K</b> 5000K	<b>Y</b> Y = 120-277V* (Dims at 120V only)  <b>Z</b> Z = 120V**	<b>W</b> White

Enter configuration:

\*\* Special Order

**PERFORMANCE DATA**

Watts	CRI	CCT	Lumens	Voltage	Frequency
15W	90	3000K 4000K 5000K	980 Lm 1,010 Lm 1,020 Lm	Y Y = 120-277V* (Dims at 120V only)  Z Z = 120V**	50/60Hz

**PHOTOMETRIC**

