

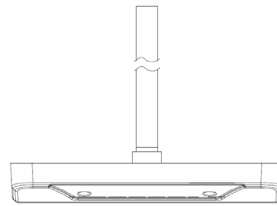
DESCRIPTION

LED Gas Station Canopy Lights provide bright, uniform illumination for fueling stations, parking garages, drive-throughs, and other covered areas. Designed for safety and long-term reliability, this fixture comes in field-selectable wattages of 150W, 120W, 100W, 80W, and 60W delivering up to 21,000 lumens (140 lm/W) and CCT Select options of 4000K, 5000K, or 5700K. A durable die-cast aluminum housing, impact-resistant polycarbonate lens, and IP65 wet-location rating ensure dependable outdoor performance. These fixtures offer efficient, low-maintenance operation with an L70 lifetime exceeding 50,000 hours.

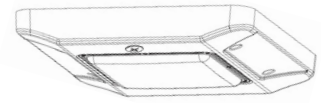
Project:	Date
Type:	
Model:	

PERFORMANCE SUMMARY

- One-piece die-cast aluminum housing secures the thermally conductive LED panel and electrical chamber.
- Anti-UV prismatic translucent lens is designed to shape the light distribution and uniformity.
- Selectable CCT: 4000K/5000K/5700K
- Scalable Lumen Packages from 8,400 to 21,000 Lumens.
- Adjustable power output with three wattage settings.
- Voltage 120-277V
- Operating temperature is -20°F to 115°F
- IK Rating: IK08
- UL and DLC premium qualified.
- 0-10V Dimming (dims down to 10%)



Pole/Pendant Mount



Ceiling Mount

ORDER INFORMATION

EXAMPLE: FLGC-WS150-Y-CCTS-WH



Series	Wattage Selectable	Voltage	CCTS	Finish
FLGC Canopy	WS150 150W / 120W / 100W / 80W / 60W	Y 120-277V	CCTS Selectable Color Temperature (4000K / 5000K / 5700K)	WH White

Enter configuration:

Dimensions and values shown are nominal. LuminosoLED continually works to improve products and reserves the right to make changes which may alter the performance or appearance of products.

FLGC-WS150-CCTS

LED Canopy Light with Selectable CCT & Power



PRODUCT DATA

Model	Wattage Selectable	Lumens	CCT Selectable	Efficacy	Current	Dimming	Voltage
FLGC	60W	8,400	4000K/5000K/5700K	140 lm/W	1.38A	0-10V	120-277V
	80W	11,200					
	100W	14,000					
	120W	16,800					
	150W	21,000					

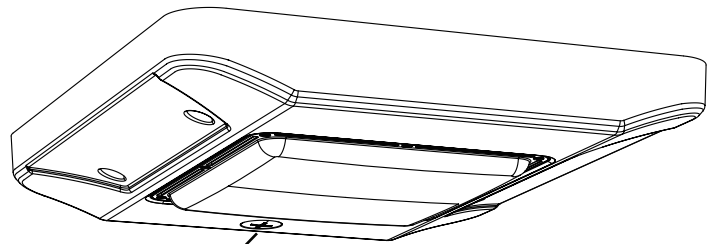
Note: Preset to highest wattage (5700K)

Note: Color uniformity: CCT (Correlated Color Temperature) range as per guidelines outlined in ANSI C78.377-2017


POWER SELECT (WATTAGE) AND COLOR SELECT (CCT) ADJUSTMENT.

This fixture is equipped with wattage selectable DIP switch and CCT selectable DIP switch.

1. Ensure power is off to the fixture.
2. Unscrew the cap.
3. Adjust the CCT selectable DIP switch or the wattage selectable DIP switch accordingly.
4. Tighten the cap.

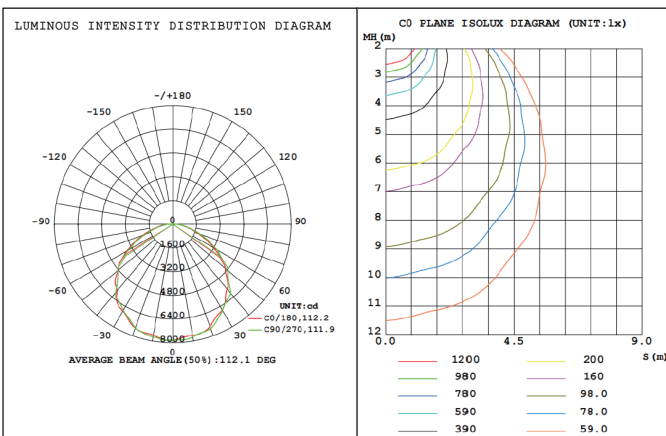


POWER SELECT ADJUSTMENT SWITCH
Set dip switch to adjust wattage between (60W, 80W, 100W, 120W, 150W).
Fixture comes preset at highest wattage.



CCT SELECT ADJUSTMENT SWITCH
Set dip switch to adjust CCT between 4000K, 5000K, and 5700K.
Fixture comes preset at 5000K.

PHOTOMETRICS



DIMENSIONS

