

Project:	
Type:	
Model#	

LCD Series LED Flush Mount Light

Exterior Ceiling or Wall

Features

- The cast aluminum housing and UV-stabilized diffuser are ideal for outdoor use.
- Stainless steel vandal proof screws.
- Vandal proof , IK10, IP65.
- Multi-function, classic design, easy adapted for many application.
- High quality controllers by HYTRONIK.
- 5 years guarantee.

Specification

Input Voltage	120-277VAC
Power rating	18 - 28 Watts
Fitting material	Housing: Cast Aluminum Lens: PC
CRI	>80
Finish	White / Bronze / Black
Impact resistance	IK10
IP rating	IP65
Power Factor	≥0.9
Operating Temp	-4°F ~ 122°F
Certificate	ETL
Standard	EN60598-2-1
Emergency	EN60598-2-22



ORDER INFORMATION

EXAMPLE: LCD-28W-Y-50K-W-14-BK-00-EL



Series	Wattage	Voltage	CCT	Beam	Mount	Finish	Controls
LCD	18W 28W	Y= 120-277V	30K = 3000K 40K = 4000K 50K = 5000K	W = 160°	14 = Direct Mount	BK = Black WH = White BZ = Bronze	Blank = Standard DIM = 0-10V Dimming 00 = On/Off Motion Sensor BTD = Bi/Tri Level Dimming Sensor

Enter configuration:

** Special Order / contact vendor

18W / Performance

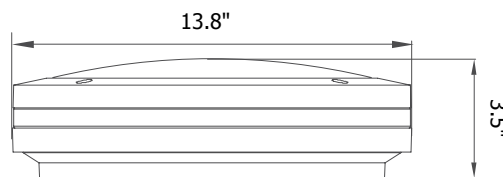
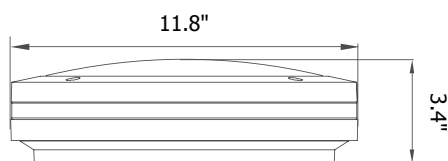
Series	Size	Power (Watts)	CCT			Control Options
			3000K	4000K	5000K	
LCD	11.8 inch	18	1,440 Lm	1,510 Lm	1,590 Lm	Leave Blank Standard
						0-10V Dimming
						On/Off Motion Sensor**
						Bi/Tri Level Dimming Sensor**

28W / Performance

Series	Size	Power (Watts)	CCT			Control Options
			3000K	4000K	5000K	
LCD	13.8 inch	28	2,380 Lm	2,500 Lm	2,620 Lm	Leave Blank Standard
						0-10V Dimming
						On/Off Motion Sensor**
						Bi/Tri Level Dimming Sensor**

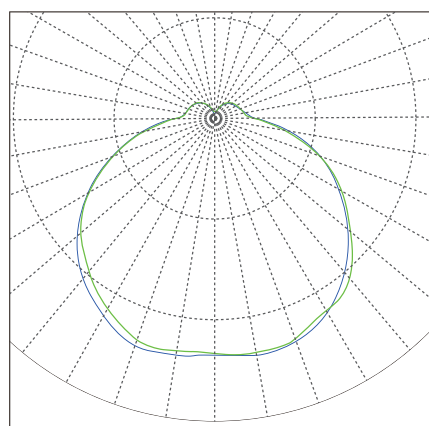
Special Order **

Dimensions:



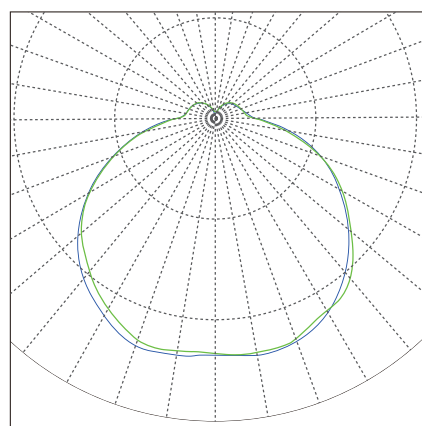
Photometric Data:

18W



C0/C180: — C90/C270: —

28W



C0/C180: — C90/C270: —