

Project		Date
Type		
Model		

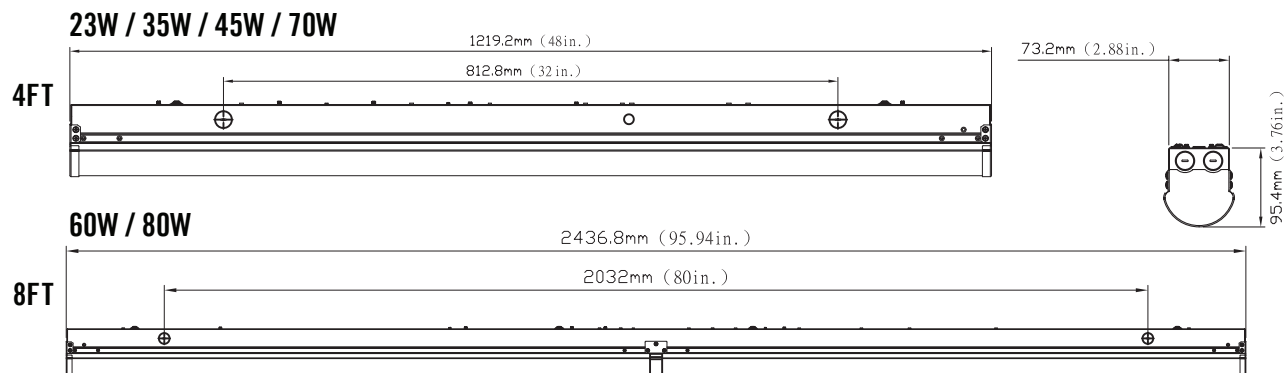
LLS Series LED Linear Fixture

FEATURES

- Available for 4FT and 8FT as per applications
- Surface mounting or Chain mounting for different applications
- Optional Motion Sensor and Emergency Battery support
- Voltage 120-277V or 347-480V (4FT Only)
- Standard 0-10V dimming available
- Projected life span of 50,000 hrs
- Comparable to 2-lamp 32W T8 or 28W T5
- Operating temperature is -40°F to 122°F
- UL Listed



PERFORMANCE DATA



ORDER INFORMATION

EXAMPLE: LLS-45W-Y-40K-J-14-00



Series	Wattage	Voltage	CCT	Beam	Mount	Option	Controls
LLS Linear fixture	23W	Y 120-277V	40K 4000K	J 120°	14 Direct Mount	(Blank)	(Blank)
	35W					Standard	Standard
	45W	HV 347-480V (23W, 35W, 45W Only)	50K 5000K			EB	00
	70W					Emergency Battery	On/Off motion Sensor
	60W					Back-up	
	80W						

Enter configuration:

** Special Order

* HV on for 23W, 35W, and 45W

PERFORMANCE DATA

				3000K(CRI80)		4000K(CRI80)		5000K(CRI80)	
WATTS	SIZE	LENS	VOLTAGE	LUMENS	LPW	LUMENS	LPW	LUMENS	LPW
23W	4 FT	Frosted	120-277VAC/347-480V	2,900lm	126lm/W	3,000lm	130lm/W	3,050lm	133lm/W
35W	4 FT	Frosted	120-277VAC/347-480V	4,450lm	127lm/W	4,650lm	133lm/W	4,700lm	134lm/W
45W	4 FT	Frosted	120-277VAC/347-480V	5,850lm	130lm/W	6,000lm	133lm/W	6,050lm	134lm/W
70W	4 FT	Frosted	120-277VAC	8,900lm	127lm/W	9,250lm	132lm/W	9,400lm	134lm/W
60W	8FT	Frosted	120-277VAC	7,600lm	126lm/W	7,800lm	130lm/W	7,850lm	131lm/W
80W	8FT	Frosted	120-277VAC	10,100lm	126lm/W	10,500lm	131lm/W	10,550lm	131lm/W

1/2" Knockouts

End Cap Wiring Knockouts are designed for connecting multiple fixtures, to achieve 4ft, 8ft, 12ft length etc.

Emergency Battery

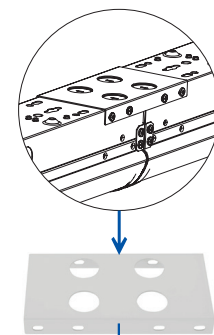
8W 900lm 90min

1/2" Knockouts

This 1/2" knockouts can be designed for external PIR sensor allows for security and energy saving

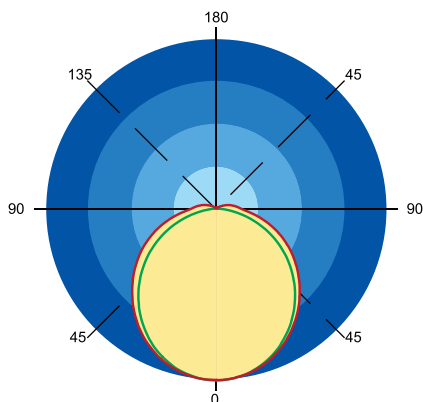
Housing

Easy installation and lower maintenance, and one-piece housing does not require additional accessories, more cost-effective

**Straight connector**

The straight connector joins fixtures together.

PHOTOMETRIC



Size	Power	Replacing
4ft	30	T8x2
4ft	45	T5HOx2
4ft	70	T8HOx2
8ft	60	T8H0x2
8ft	80	T5H0x4/T8x4